



Abey^{AU}

POCO P

Home Collection

Visit an **Abey Showroom** to explore the possibilities.

BNE | MEL | PER | SYD

ABEY.COM.AU



BRUSHED
NICKEL
(BN)



GUN
METAL
(GM)

POCO P Home Collection

KITCHEN MIXER



8K1-LF

Poco P Square Pullout
Hob Kitchen Set
5 STAR 6.0L/min
WELS Registration #T44336



8K2-LF

Poco P Gooseneck Pullout
Hob Kitchen Set
5 STAR 6.0L/min
WELS Registration #T44341

BATHROOM TAPWARE



8HM-LF

Hob Basin Mixer
(Complete)



8HS145-LF

Hob Basin Spout 265mm
(Hob Mixer Required)
5 STAR 5.5L/min WELS Registration #T44872
6 STAR 4.0L/min WELS Registration #T44870



8HS180-LF

Hob Basin Spout 360mm
(Hob Mixer Required)
5 STAR 5.5L/min WELS Registration #T44873
6 STAR 4.0L/min WELS Registration #T44871

BATHROOM ACCESSORIES



PSTR

Single Towel Rail 760mm
Dual Fixings Supplied



PDTR

Double Towel Rail 760mm
Dual Fixings Supplied



PTRH

Toilet Roll Holder
Dual Fixings Supplied

BASIN AND TOILETS



371380

Poco Rimless WF Toilet Suite
4.5 STAR 3.0L/min



123389

Round Gloss Above Counter Basin
White Plug & Waste included
355 x 355 x 120mm



123390


Round Matt Above Counter Basin
White Plug & Waste included
355 x 355 x 120mm



Universal Internals


Our versatile universal in-wall body internals allows you the freedom to choose the perfect fittings, even after tiling is complete, ensuring a seamless and well-executed bathroom design.

INTERNALS



U8SH-INT-LF

Bath/Shower Mixer Internal
Universal Internal to suit Poco Progressive



U8WS-INT-LF

Wall Set Mixer Internal
Universal Internal to suit Poco Progressive Wall Sets



8SHD-INT

Bath/Shower Switch Diverter Internal
Finish Specific Internal to Poco Progressive Switch Diverter



8SH-EXT-LF

Bath/Shower
Mixer External



8WS-EXT165-LF / 8WS-EXT220-LF

Wall Basin/Bath External 165mm
4 STAR 6.5L/min WELS Registration #T44337
6 STAR 4.0L/min WELS Registration #T44339
Wall Basin/Bath External 200mm
4 STAR 6.5L/min WELS Registration #T44338
6 STAR 4.0L/min WELS Registration #T44340



8SHD-EXT-LF

Shower Diverter Mixer



PRH

Robe Hook
Dual Fixings Supplied



PTR

Towel Ring
Dual Fixings Supplied



PMS

Shower Shelf
Dual Fixings Supplied



123396

Poco Round Gloss Inset Basin
White Plug & Waste included
355 x 355 x 120mm



123391

Oval Above Counter Basin
White Plug & Waste included
490 x 395 x 150mm



123130

Square Above Counter Basin 1TH
White Plug & Waste included
460 x 425 x 105mm

WHY Abey^{AU} POCO P Range

DUAL WELS	HIGH CLASS MIXER TAILS	REVIT FILES	MATCHING BASIN & TOILET RANGE	LEAD FREE
✓	✓	✓	✓	✓

SHOWERS



6HSS

Hand Shower Set
3 STAR 8.0L/min
WELS Registration #S13138



1SHRO / 1SHRO-300

Brass Horizontal Shower
4 STAR 6.5L/min
WELS Registration #S17609
Brass Horizontal Shower 300mm
3 STAR 8.0L/min
WELS Registration #S45449



1SVRO / 1SVRO-300

Brass Vertical Shower
3 STAR 7.0L/min
WELS Registration #S17610
Brass Vertical Shower 300mm
3 STAR 8.0L/min
WELS Registration #S45445



RHB07

Ensemble Overhead & Hand
Shower Curved Rail
Overhead Shower 8L/min
Handshower 8L/min
WELS Registration #S15325



SRA06

Shower on Rail
3 STAR 8.5L/min
WELS Registration #S15281



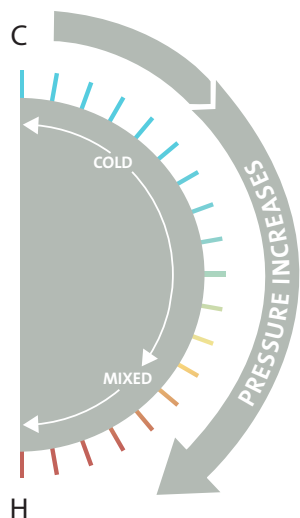
SRA07

Shower on Rail 3 Functions
3 STAR 8.0L/min
WELS Registration #S13137

Progressive Cartridge

Experience a refined, intuitive way to control water flow and temperature in one rotation with our Poco P Progressive tapware. Unlike traditional mixers that require multiple rotations to adjust temperature or separate motions for flow control, the Poco P handle features a single dial movement for effortless precision. This design not only ensures accurate temperature control but also reduces unnecessary hot water consumption, making it a more energy-efficient choice.

At the core of our Poco P range is a high-performance progressive cartridge, engineered and crafted in Germany by Flühs. Since 1926, Flühs has built a solid reputation worldwide for their precision engineering and valve technology.



How it works:


1. Ensure the dial is set to the Cold (C) start position, then rotate it clockwise gradually to initiate cold-water flow.
2. Continue turning the dial clockwise to gradually increase the flow.
3. As you reach the final stage, hot water blends seamlessly.
4. Turn the dial anticlockwise and back to the Cold (C) start off position to stop the water flow.



LEAD Free

Lead-free compliant tapware will feature a new Watermark logo, which will be printed on product packaging and laser etched onto the product surface for easy identification. Abey lead-free tapware will also include a product code ending with the letters "LF," indicating its lead-free status.

For example:
8SH-EXT-BN-LF

 Lead Free

This is how you can identify an Abey Lead Free product.



Visit an **Abey Showroom** to explore the possibilities.

BNE | MEL | PER | SYD

ABEY.COM.AU