

⚠ CAUTION Light Fitting Must Be Installed By A Licensed Electrician


Please ensure to read instructions correctly for the installation of the fitting provided. Failure to do so will result in a void of warranty and compromises the safety of luminaire.

Please refer to FAZE's General Terms & Conditions for more information concerning the installation and warranty of our products.

FAZE are not liable for warranties when luminaire is damaged by incorrect installation. The installation of the luminaires must be in accordance with the national safety regulations.

Installation Instructions

1




Create cut-out. Following cut-out dimensions following the chart below.

2



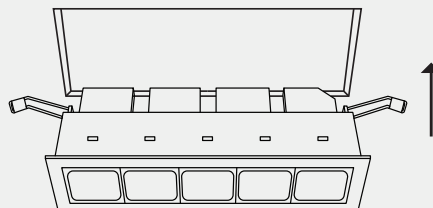
Connect the luminaire to the driver. You can find out which driver suits your luminaire from the chart below.

3



Connect the driver to power.

4



Pull back springs and fit luminaire into ceiling.

Product	Product Code	Power	Cut-Out Dimensions	Driver Compatibility
Bloc 1 Fixed	7-BLF102X40X	6W	37mm x 37mm	118-700MA5W
Bloc 2 Fixed	7-BLF204X40X	6W	62mm x 37mm	118-700MA5W
Bloc 3 Fixed	7-BLF307X40X	9W	90mm x 37mm	118-700MA12W
Bloc 4 Fixed	7-BLF409X40X	11W	66mm x 66mm	118-700MA12W
Bloc 5 Fixed & Wall Washer	7-BLF511X40X 7-BLW511XX	13W	144mm x 37mm	118-700MA12W
Bloc 5 Adjustable	7-BLA511X40X	13W	160mm x 52mm	118-700MA12W
Bloc 10 Fixed & Wall Washer	7-BLFX22X40X 7-BLWX22XX	24W	282mm x 37mm	118-700MA30W
Bloc 10 Adjustable	7-BLAX22X40X	24W	298mm x 52mm	118-700MA30W

LED	Refer to chart	Warranty	5 Years	CRI	90+
Category	Downlight	Material	Powder Coated Aluminium	IP Rating	20



For warranty information please visit fazelight.com
For all other queries, please call us on 1300 438 609