




SAS800




A lightweight and quick to install, modular open cell ceiling with monolithic appearance for smoke extraction applications.

SYSTEM GROUP		GRID	
		15mm Tee Grid EMAC Hanger suspension	
Open Cell Ceiling			
PROFILE			
			
Lay-in Square			
ACCESS	SYSTEM WEIGHT	LIFE EXPECTANCY	
	2.5kg/m ²	25yr	
Lift and Tilt	Dependent on cell configuration	In excess of	

SAS^{PLUS}

HAVE A QUESTION?

Configurable with other products. Call us.
Contact us on enquiries@sasintgroup.com



SAS800 Trucell is a decorative open cell ceiling, for airflow and smoke extraction applications. The metal ceiling system comprises a series of open cell modules designed to lay onto a suspension grid. The ceiling tiles can integrate within other metal ceiling systems and plasterboard ceilings.

Trucell is ideal for retail, transport or leisure applications with high human traffic flow. Rapid and safe smoke extraction is critical in such environments.

Module Sizes

600mm x 600mm panels and 600 x 1200mm (nominal depth 40mm).

Cell sizes are available in six different configurations (mm).

50 x 50	120 x 120
75 x 75	150 x 150
86 x 86	200 x 200
100 x 100	Rectangle

Bespoke modules and tile sizes are available, subject to the size being divisible by the available cell sizes.

Access

Tiles can simply be lifted and removed from the grid.

Finishes

International White Pre-coat as standard. SAS800 is also available in RAL colours and other bespoke PPC finishes on request.

Service Integration

Trucell allows fire detection and control systems, air conditioning and other services to be located within the ceiling void. Traditional decorative lighting and LEDs can be installed within single or multiple adjacent cells.

Open Area

Open area is dependent on panel size. Based on a 600mm x 600mm panel, the cell configurations will have the corresponding open area:

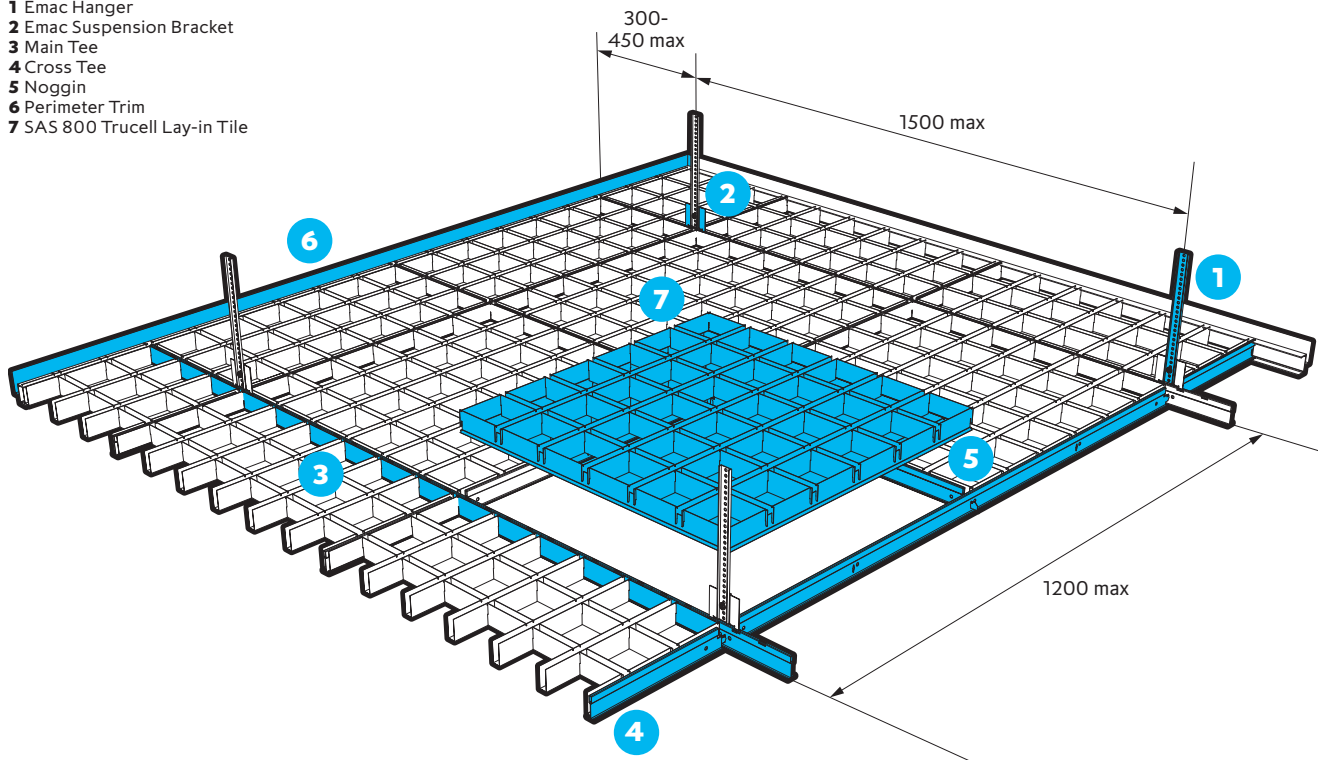
Cells	Open Area
200 x 200	85.6%
150 x 150	82.2%
120 x 120	77%
100 x 100	74%
86 x 86	70%
75 x 75	66.1%
60 x 60	56%
50 x 50	49%

Technical Support

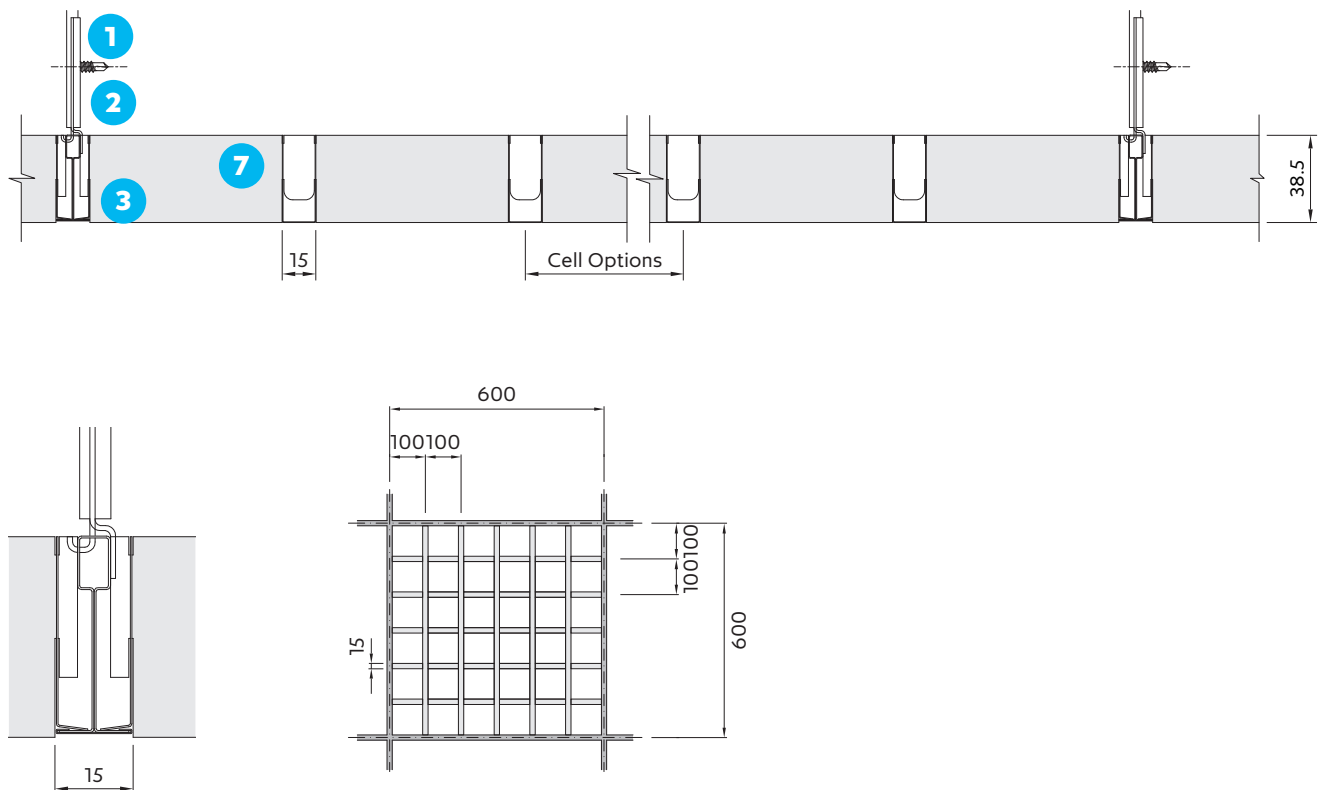
Please contact our technical team for all questions relating to access, security, bespoke features, service integration or load support.

Perspective Drawing

- 1 Emac Hanger
- 2 Emac Suspension Bracket
- 3 Main Tee
- 4 Cross Tee
- 5 Noggin
- 6 Perimeter Trim
- 7 SAS 800 Trucell Lay-in Tile



Section and detail drawings

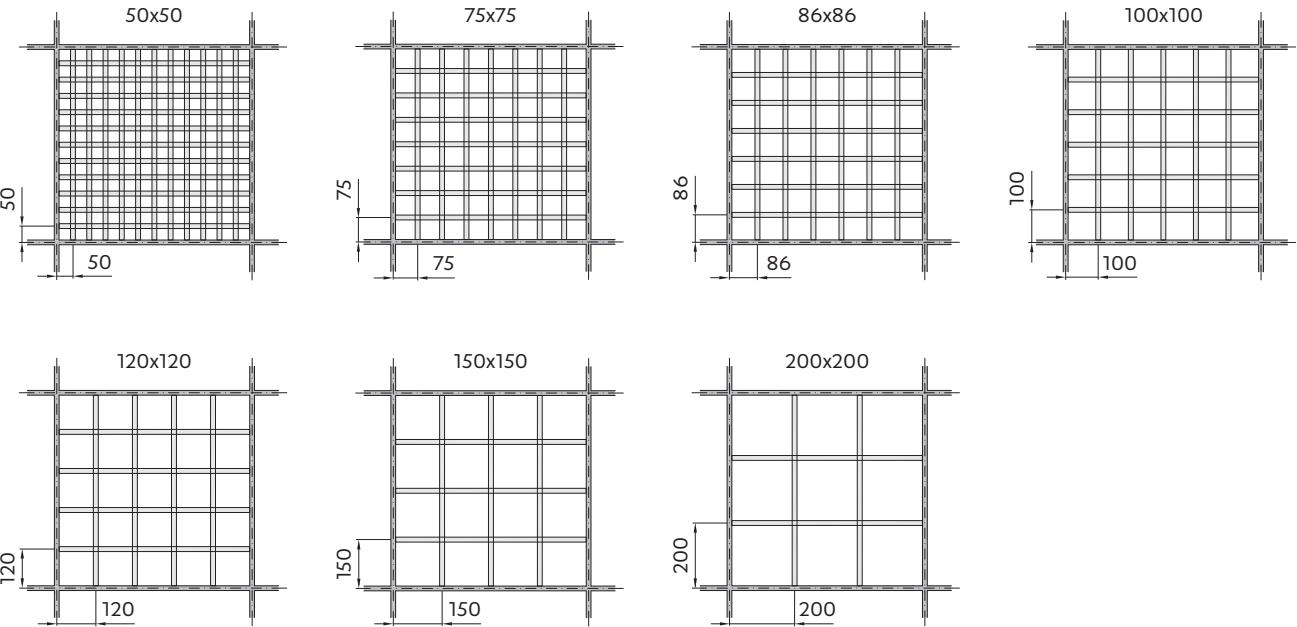


All dimensions are in mm.



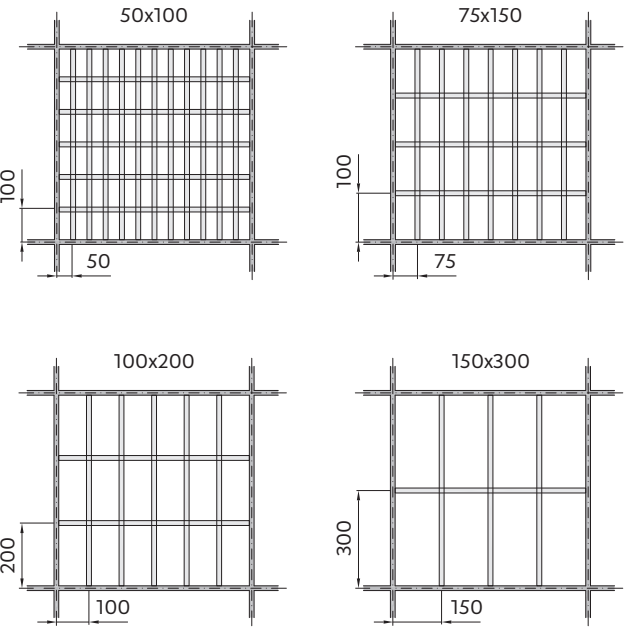
Square Cells

Standard cell sizes for 600mm module



Rectangle Cells

Standard cell sizes for 600mm module



All dimensions are in mm.