



# Minfos 5.6.2

## release notes

November 2018

# Contents

**Enhancements** ..... 2

Dispense ..... 2

    PBS errors and warnings will clearly indicate when the error count exceeds 999 ..... 2

    Configure Minfos Dispense to notify you when your current claim has reached a defined number of prescriptions ..... 3

    Changes to the 'last claim of the year checkbox' when creating a new claim..... 5

Customers ..... 6

    Filter account customers when printing Interim Statements ..... 6

Accounts ..... 8

    Chart of Accounts with Class Type of Owner's Equity can now be reported with GST ..... 8

    Minfos Chart of Accounts now has new option for GST Free..... 9

**Resolved Issues** ..... 10

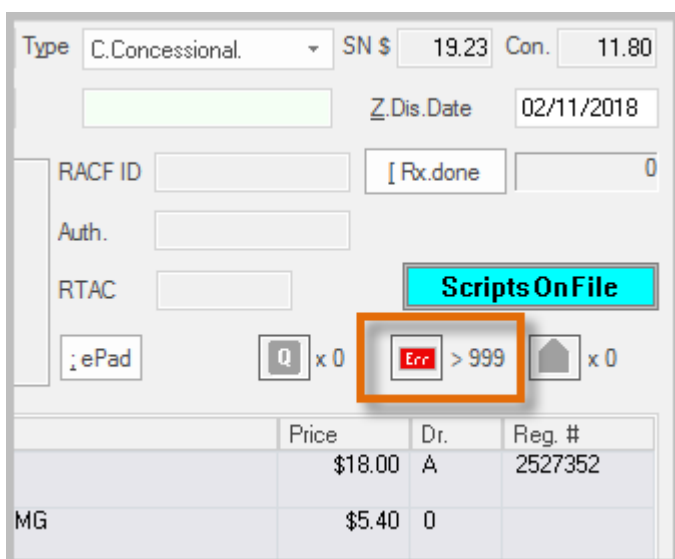
Dispense ..... 10

# Enhancements

## Dispense

PBS errors and warnings will clearly indicate when the error count exceeds 999

The PBS errors and warnings counter now displays **> 999** when the number of errors and warnings exceeds 999. Previously, it was easy to miss the number of errors and warnings currently queued as the count showed **x** when the count went over 999.



### Configure Minfos Dispense to notify you when your current claim has reached a defined number of prescriptions

Minfos now displays a notification in the **Dispense Form** when the current claim reaches a configurable value. By default, this number has been set to 9000 records. This notification alerts you that you are approaching the PBS limit of 9999 scripts for a single claim.

The notification will continue to display in the **Dispense Form** until the current claim is closed and a new one is opened.

The screenshot shows the Minfos Dispense Form with the following details:

- M/C: 2293 61706 31
- Type: G.General.
- SN \$: 102.42
- Con.: 32.00
- Hosp.: [Empty]
- Z.Dis.Date: 30/10/2018
- RACF ID: [Empty]
- Auth.: [Empty]
- RTAC: [Empty]
- [ Rx.done ] 8
- Buttons: Close Claim (red), Scripts On File (cyan), iPad, Err x 11, Home x 0

Drug / Sigs	Price	Dr.	Reg. #
PTRAN TAB 50MG	\$17.90	EA	8015781
DUET TAB 10-20	\$23.85	EA	8015781

Hovering over the notification with the mouse will display the number of records in the current claim.

The screenshot shows the Minfos Dispense Form with a tooltip displayed over the 'Close Claim' button. The tooltip contains the following text:

A PBS Claim cannot exceed 9999 records. Your claim now contains 9000 records. Please start a new claim now.

The form details are the same as in the previous screenshot.

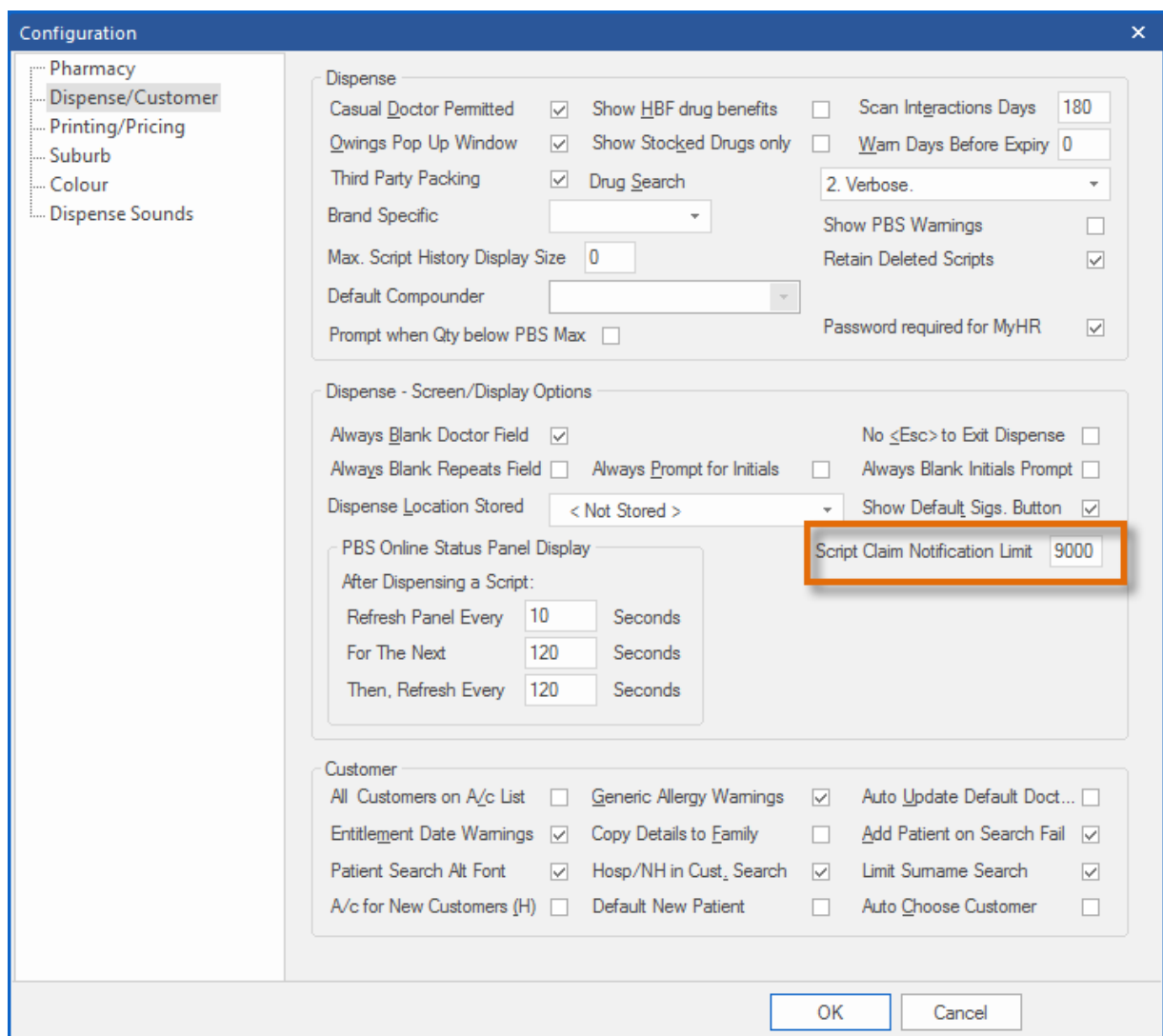
This default value can be edited by the store in **Dispense Configuration** so as to trigger the notification at a different number of records.

To change the default notification limit:

1. From **Dispense Pro**, click the **Maintenance** menu and select **D. Configuration**.

The **Configuration** window is displayed.

2. Select the **Dispense/Customer** tab.
3. Change the value in the **Script Claim Notification Limit** field to your desired number.



The screenshot shows the 'Configuration' window with the 'Dispense/Customer' tab selected. The 'Script Claim Notification Limit' field is highlighted with a red box and contains the value '9000'. Other visible fields include 'Casual Doctor Permitted', 'Show HBF drug benefits', 'Scan Interactions Days', 'Qwings Pop Up Window', 'Show Stocked Drugs only', 'Warn Days Before Expiry', 'Third Party Packing', 'Drug Search', 'Brand Specific', 'Max. Script History Display Size', 'Default Compounder', 'Prompt when Qty below PBS Max', 'Show PBS Warnings', 'Retain Deleted Scripts', 'Password required for MyHR', 'Always Blank Doctor Field', 'No <Esc> to Exit Dispense', 'Always Blank Repeats Field', 'Always Prompt for Initials', 'Always Blank Initials Prompt', 'Dispense Location Stored', 'Show Default Sigs. Button', 'PBS Online Status Panel Display', 'After Dispensing a Script:', 'Refresh Panel Every', 'For The Next', 'Then, Refresh Every', 'All Customers on A/c List', 'Generic Allergy Warnings', 'Auto Update Default Doct...', 'Entitlement Date Warnings', 'Copy Details to Family', 'Add Patient on Search Fail', 'Patient Search Alt Font', 'Hosp/NH in Cust. Search', 'Limit Surname Search', 'A/c for New Customers (H)', 'Default New Patient', and 'Auto Choose Customer'.

## Changes to the 'last claim of the year checkbox' when creating a new claim

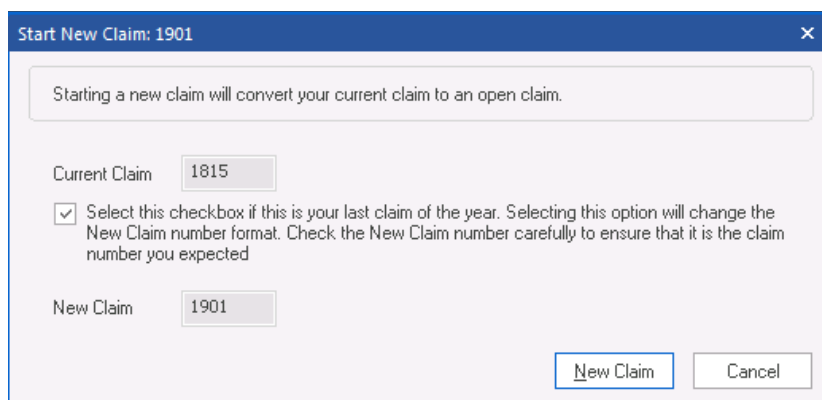
The process surrounding the use of the **last claim of the year** checkbox has been streamlined to ensure that the end of year process is easier to follow.

The wording next to the checkbox has been changed to clearly display the action that will occur.

1. Navigate to **Dispense Pro**.
2. Open **Manage Claims**.
3. Click the **New Claim** button.
4. The **Start New Claim** window is displayed. An example is shown below.

The checkbox now displays the following text:

**Select this checkbox if this is your last claim of the year. Selecting this option will change the New Claim number format. Check the New Claim number carefully to ensure that it is the claim number you expected.**

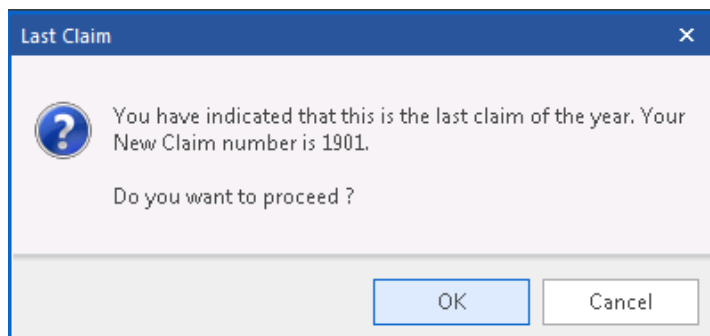


- a. If the date is before December 26, then the checkbox is disabled.
- b. If the date is between December 26 and 31 January (inclusive), then the checkbox is enabled.
- c. Selecting the checkbox will update the format of your **Claim Reference** number. For example, if your current claim reference number is 1820 and the checkbox is ticked then your next claim number will be 1901

All other behaviour around the checkbox remains the same.

When the checkbox is selected and the **New Claim** button is selected, then the following prompt is displayed:

**You have indicated that this is the last claim of the year. Your New Claim number is 1901. Do you want to proceed?**



- a. Click the **OK** button to start a **New Claim** as per current process.
- b. Click the **Cancel** button to return to the **Start New Claim** window. You can then choose to de-select the checkbox. Note that de-selecting the checkbox will change the **New Claim** number.

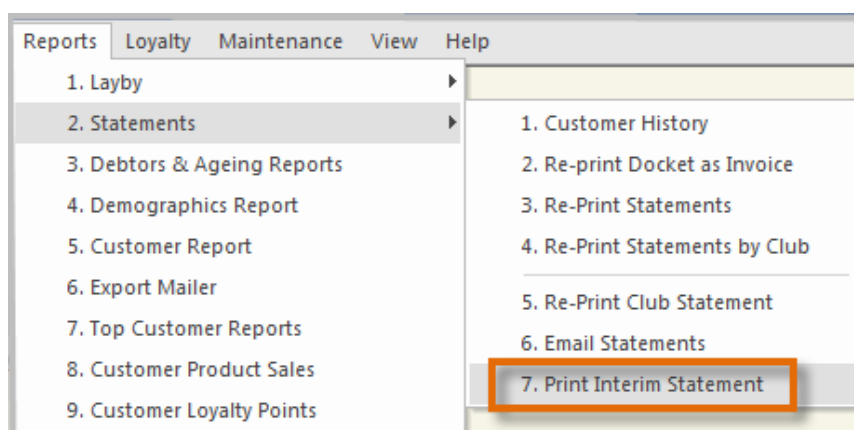
## Customers

### Filter account customers when printing Interim Statements

There is a new checkbox in the **Interim Statements** dialog to filter account customers only.

To filter **Interim Statements** for account customers only:

1. From the **Customers** module, click the **Reports** menu, select **2. Statements** and then **7. Print Interim Statement**.



The **Interim Statement** window is displayed.

Interim Statement - 001 Minfos Pharmacy

This option lets you print an interim statement for a particular customer or range of customers.

Run Type: 1. All Customers

Code: [ ] [ ]

From Customer: 38075 A'BECKETT, CAITLIN @ 122 Tone St,

To Customer: 64628 ZYTSEL, JACK @ 45 Domain Av

Starting Date: 01/11/2018 All Transactions  Show Names

Ending Date: 30/11/2018 Show Item Prices  Show Medicare Card Number

Account Customers Only

Statement Format  (Ageing info will not be displayed)

OK Cancel

2. By default, the **Account Customers Only** checkbox is selected.
3. When the statement is run, only the account customers are printed.



## Accounts

Chart of Accounts with Class Type of Owner's Equity can now be reported with GST

The **Class** type of **Owner's Equity** in Chart of Accounts has been changed so that it behaves like the other Chart of Accounts classes.

When **Class** is set to **4. Owner's Equity** and **Extended Info** is set to **Normal Account**, GST values will now be recorded in the **GST Audit Report** and **GST BAS Reports**.

**General Ledger Account Entry**

Account Number	<input type="text" value="0850.00 000"/>
Description	<input type="text" value="Owner's Equity"/>
Account Type	<input type="text" value="P"/> (P Profit & Loss. B Balance Sheet)
Class	<input type="text" value="4 Owner's Equity"/>
Sub Class	<input type="text" value="0 Current"/>
Extended Info	<input type="text" value="0 Normal Account"/>
Opening Balance	<input type="text" value="0.00"/>
Current Balance	<input type="text" value="0.00"/>
Alt. Account No.	<input type="text" value="0"/>

### Minfos Chart of Accounts now has new option for GST Free

In Minfos **Chart of Accounts**, there is a new addition to the **Extended Info type** dropdown list labelled as **GST Free**. When this is selected, the **Calculate GST** field is automatically disabled and the invoices are marked as **GST Free income or expense**.

General Ledger Account Entry

Account Number	<input type="text" value="0620.10 000"/>
Description	<input type="text" value="GST Free Income"/>
Account Type	<input type="text" value="P"/> (P Profit & Loss. B Balance Sheet)
Class	<input type="text" value="1 Income"/>
Sub Class	<input type="text" value="1 Other Income"/>
Extended Info	<input type="text" value="A GST Free"/>
Opening Balance	<input type="text" value="0.00"/>
Current Balance	<input type="text" value="0.00"/>
Alt. Account No.	<input type="text" value="0"/>

# Resolved Issues

## Dispense

- The **Fixed Private Price** no longer is changed by a Dispense Update.
- Changing the **Private Dispense Fee** no longer alters the fixed prices setup in **Multipack Pricing**.
- Minfos now highlights the correct Prescriber after using **Find**.
- The Minfos PBS Panel and List of Rejected/Pending Scripts now displays all unknown result codes as a rejection.
- Tabbing through the **Private Pricing** window no longer changes the **Fixed Price** of an item.
- The price changes report is no longer station specific. The report now displaying any price change that has occurred from any networked station and will also clear all price tags across all stations.



Phone

**1300 887 418**

Customer Portal

**[symbion.service-now.com](https://symbion.service-now.com)**

Website

**[minfos.com.au](https://minfos.com.au)**