




THE LANDING

AREA
1872m² - 26m x 72m






SURFACES

-  Turfed area
-  Paving
-  Wood decking

LANDMARKS

-  Spanda
-  Carousel

KEY

-  Power
-  Event water in-ground coupling via standard pipe, hydrant
-  Bollards
-  Umbrellas
-  Available event space

