



# HAVE YOUR SAY

# COOMBS PLAY SPACE RESPONSES

MAY - JULY 2018



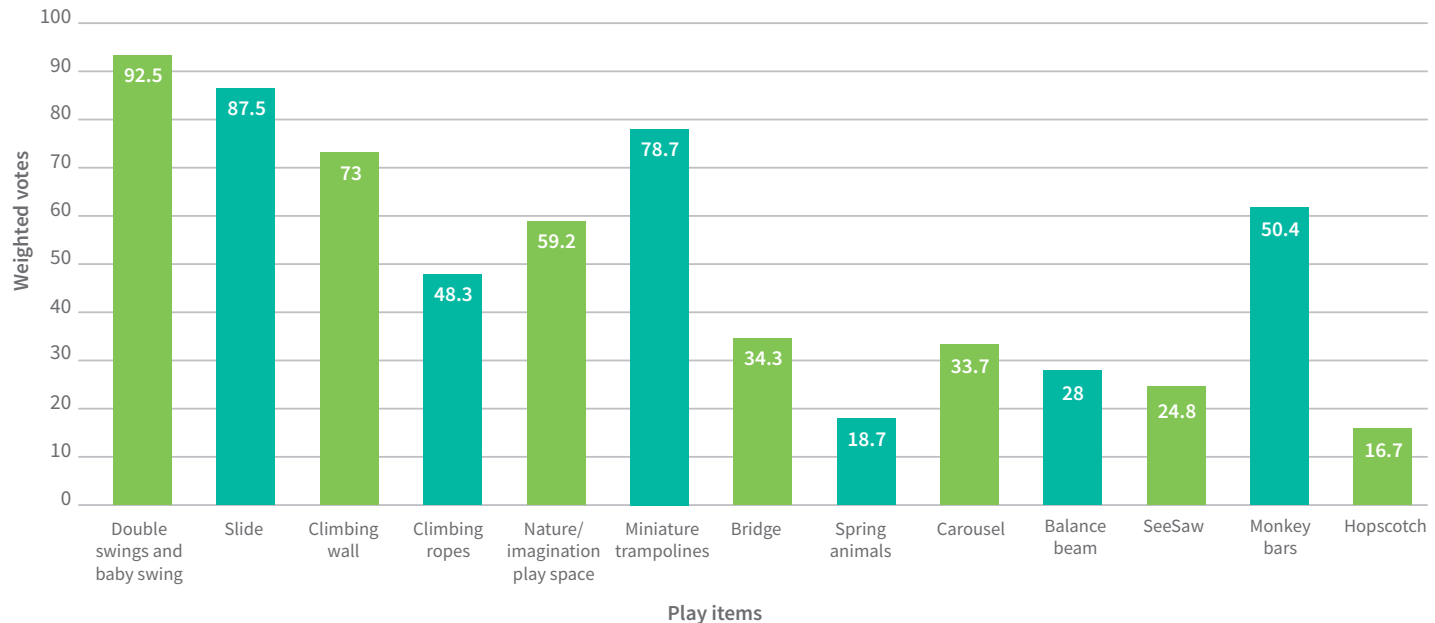
**ACT**  
Government

**Suburban Land  
Agency**

**ATTACHMENT A**

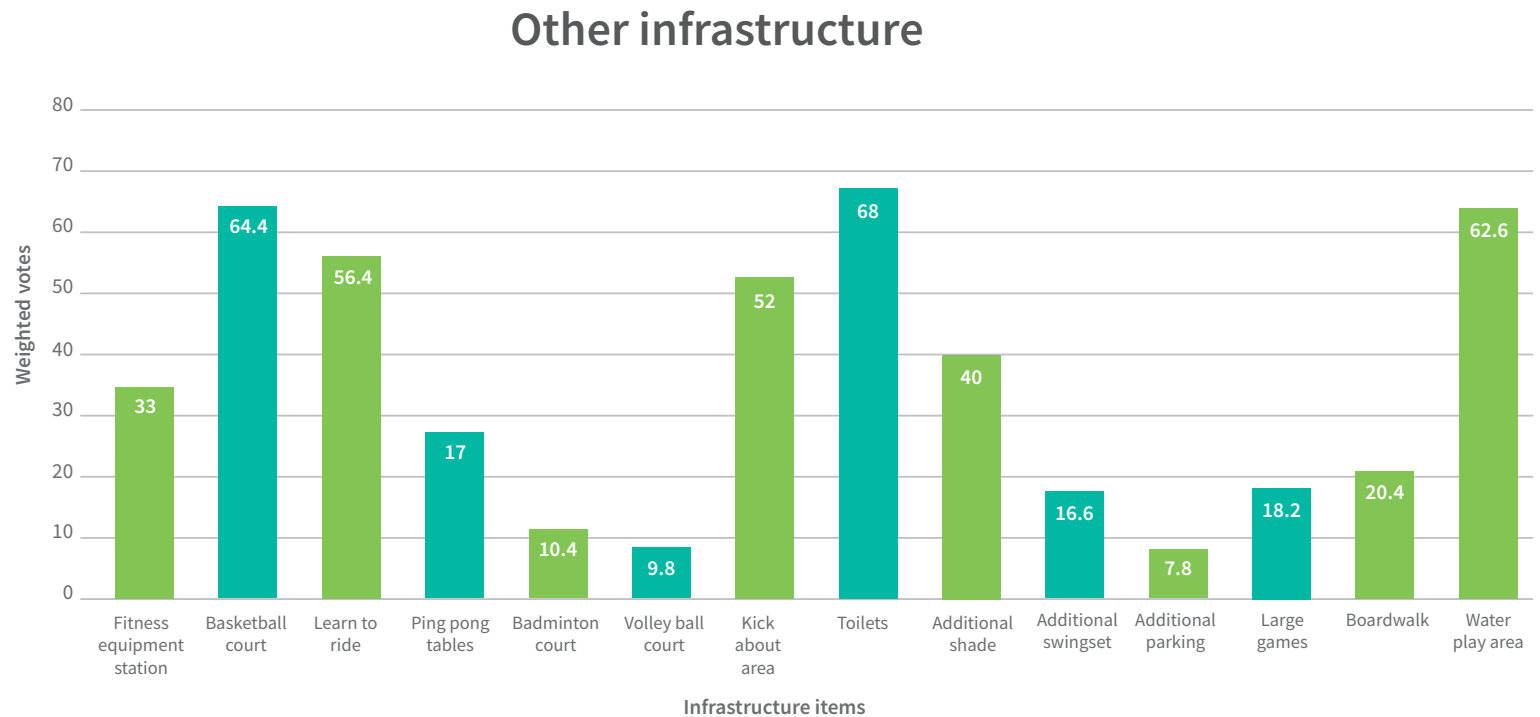
# 1. What play equipment would you like to see at the Coombs Play Space?

## Play equipment preferences



- The weighted votes from the survey indicated a preference for swings, a slide and mini-trampolines as priority items.
- Least popular were the seesaw, spring animals and hopscotch.
- Respondents were asked to vote 1-7 in priority of items to include in the play space. Votes were weighted from 1 being worth 1 vote through to 7 being valued as 1/7 of a vote.

## 2. If we can include some larger facilities, what would you choose from the below?

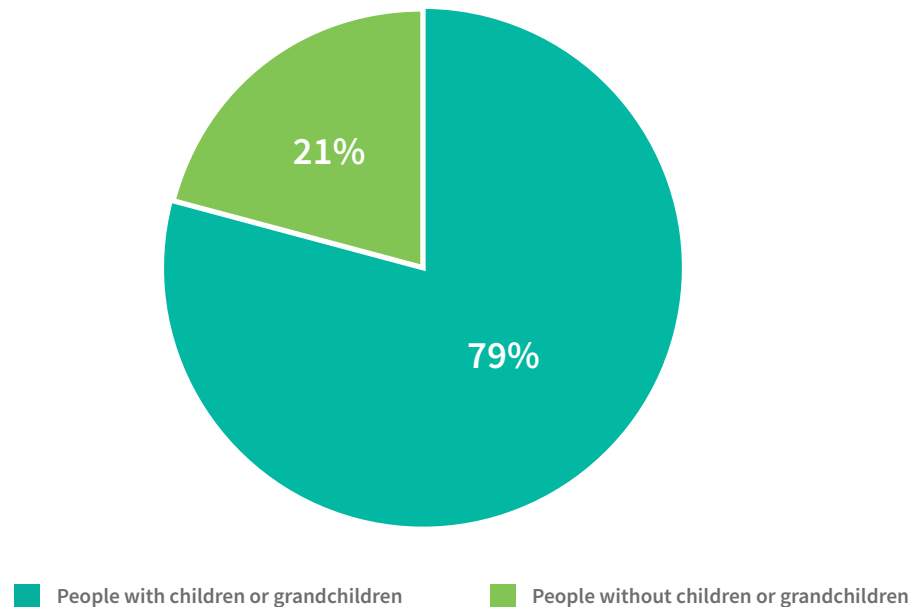


- The weighted votes from the survey indicated a preference for toilets, a basketball court and water play areas as priority items.
- Least popular were additional car parking, volley ball and badminton courts.
- Respondents were asked to vote 1-5 in priority of items to include in the place space. Votes were weighted from 1 being worth 1 vote through to 5 being valued as 1/5 of a vote.



### 3. Do you have children or grandchildren?

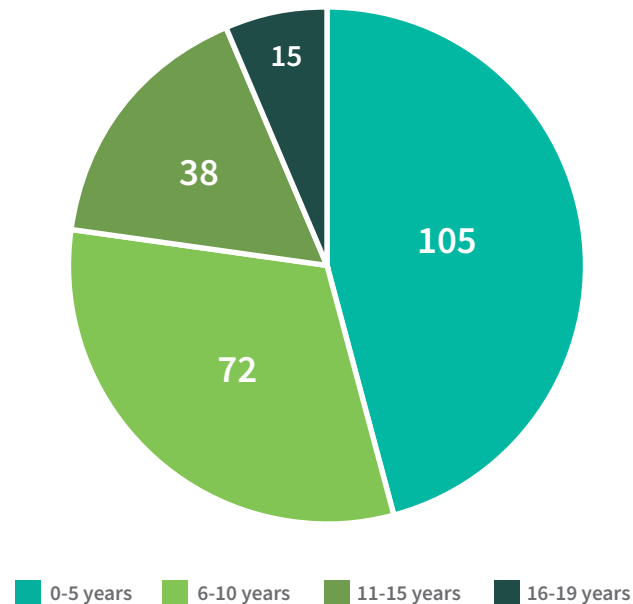
Parents/grandparents with children who are likely to use the play space



- The vast majority of people who responded reported to have children or grandchildren who will use the play space.
- This result would increase the need for infrastructure like toilets and car parking.

## 4. If so, how old are they

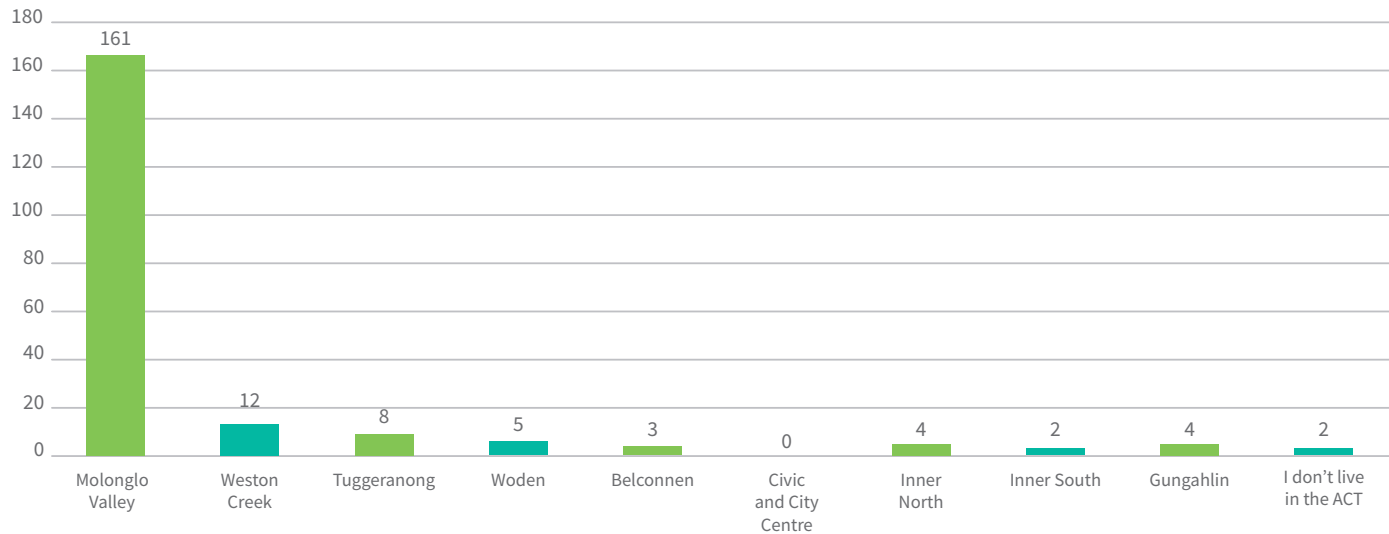
### Ages of children likely to use the play space



- From a weighted vote, we understand the vast majority of children likely to use the play space are aged 10 or under. This would suggest including equipment and infrastructure for younger children is appropriate.
- A quarter of children who will use the site are older and should also be considered in the construction of the play space.
- This data suggests segregated areas for older/younger children may be applicable.

# 5. Where do you live?

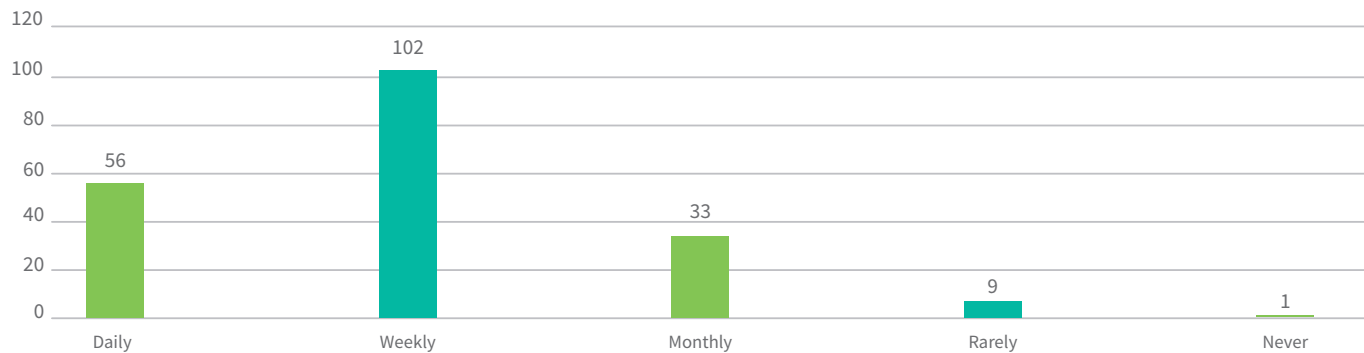
## Regions where people will visit from



- People who live close to the play space, in the Molonglo Valley, outnumbered other participants by 4-1. This is a positive result, seeing a high-level of community buy-in for this engagement process.
- As previously mentioned, the vast majority of people who responded were from the Molonglo Valley. Small pockets of respondents also said they lived in Weston Creek and Tuggeranong.

## 6. How often are you likely to use the play space?

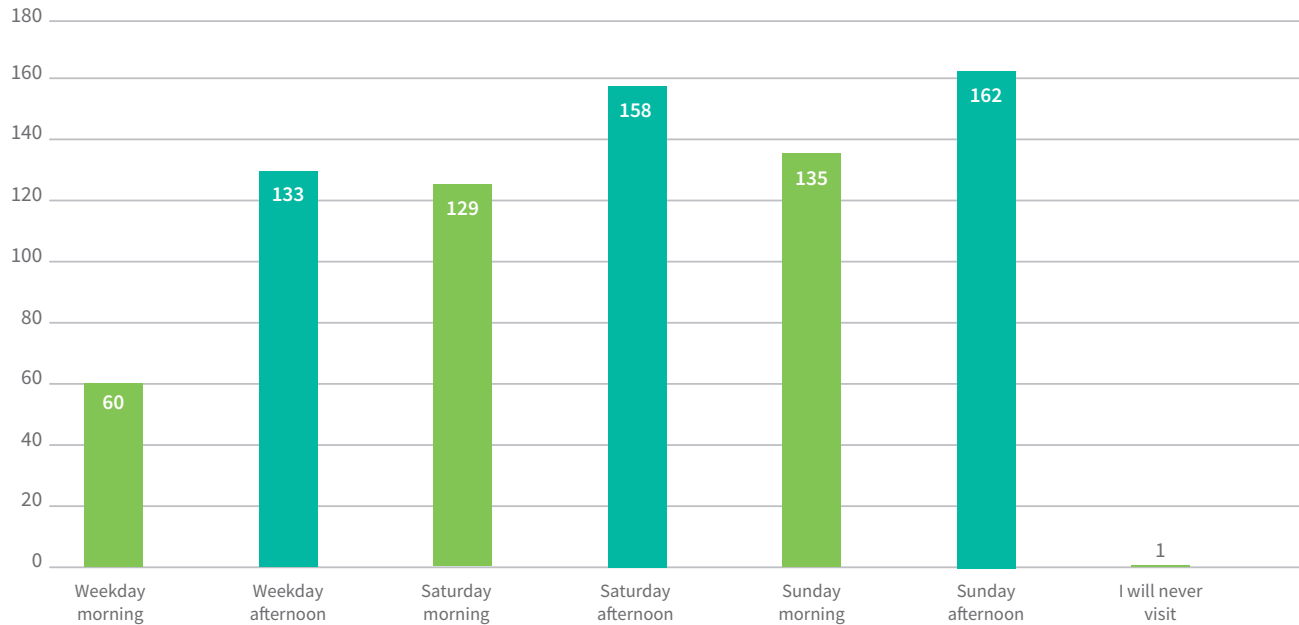
### Regularity of visits to the play space



- Most respondents will use the play space regularly – at least once a week. Again, this suggests good community buy-in to the engagement process for reliable data.

# 7. What time of the day would you use this play space?

Time of visits

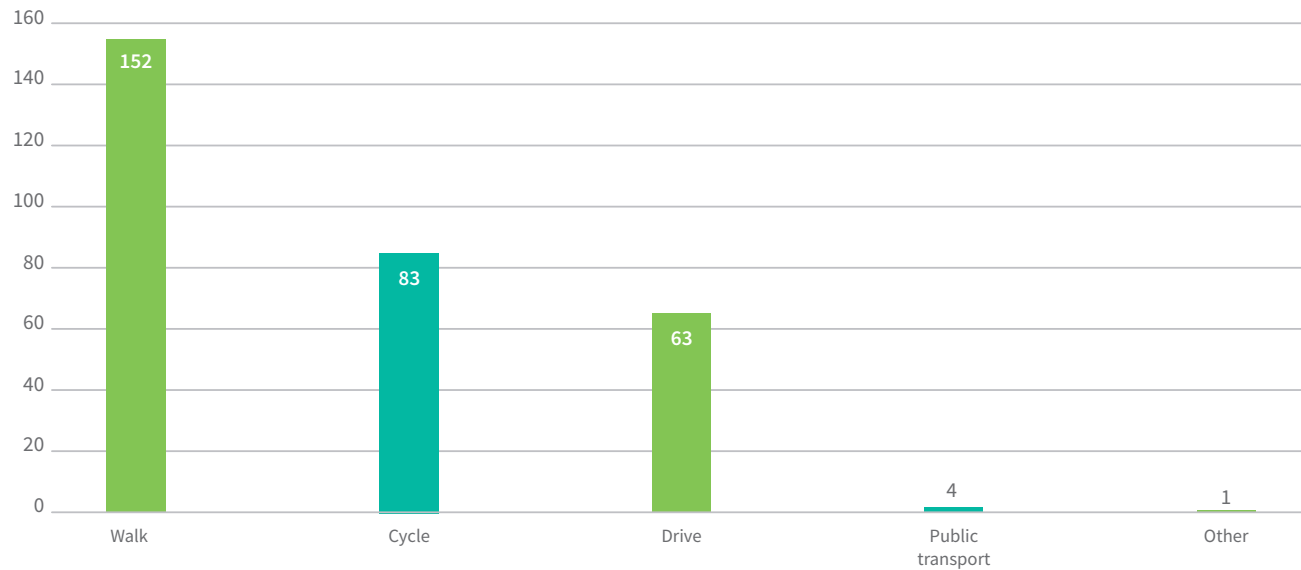


- This question allowed for multiple responses.
- There was an even spread across most times, with a low recorded on weekday mornings.
- Afternoons were slightly more popular than morning times.



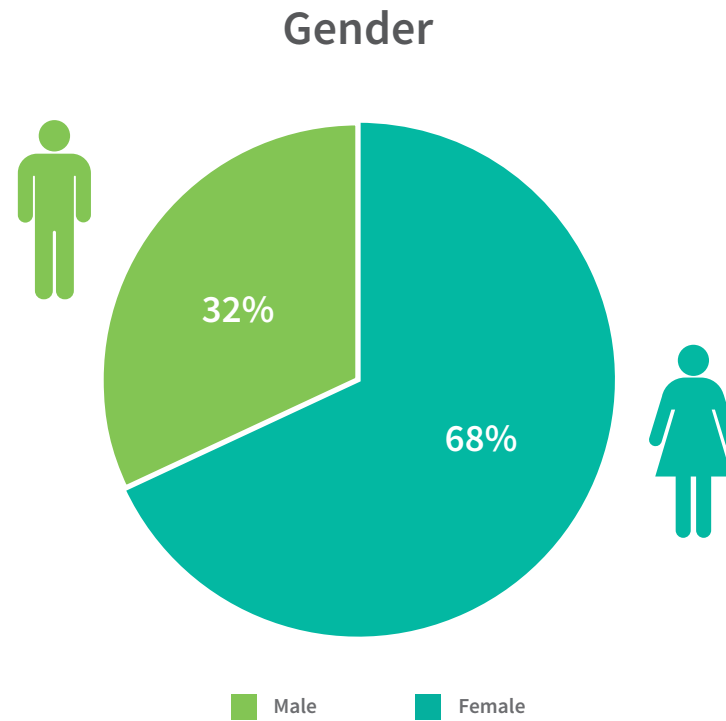
## 8. How would you access the park?

### Play space access options



- The play space connects to Coombs walking and cycling network, with most respondents preferring an active travel option to access the space.
- Still, 63 votes were also applied to 'driving' which would suggest minimum car parking be applied.
- This question also allowed for multiple responses.

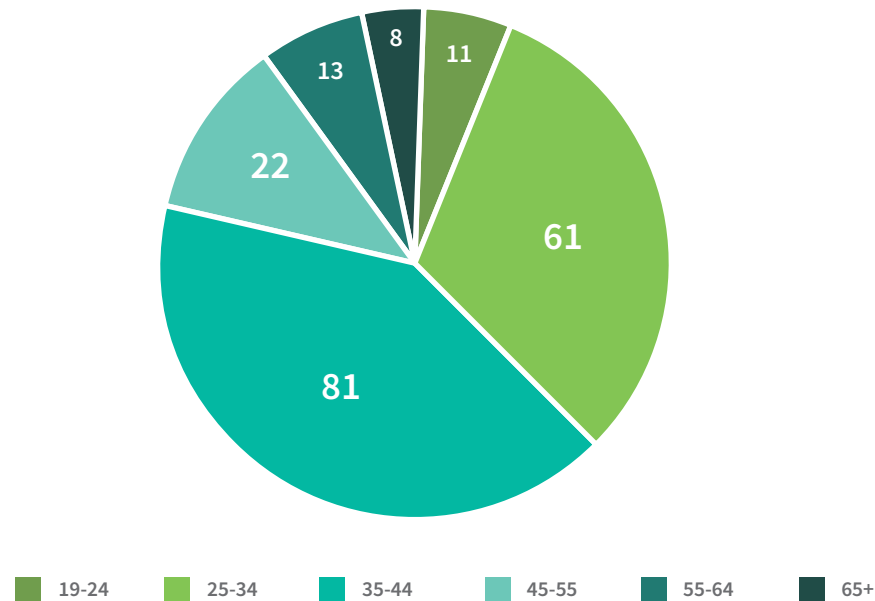
## 9. Male or female



- 68% of people who responded online identified as female, 32% as male.

# 10. Ages of respondents

Ages of respondents



- Of the 196 responses to this question, 81 said they were aged between 35-44 and 61 said they were aged between 25-34.
- In percentages, 72% of respondents were aged between 25-44. The breakdown of that figure being 31% 25-34 and 41% aged between 35-44.