

# Kindergartens Improvement Plan Background Information

## 1. Introduction

This paper presents information relevant to the provision of kindergarten services in Bayside.

## 2. State and National Trends

### National and Victorian Trends

The following data indicates that at both a national and state level, during the period 2012-2016 there has been a clear shift towards children being enrolled in four year old kindergarten programs provided within a long day care setting (Australian Bureau of Statistics 2012, 2014, 2015, 2016).

Table 1  
Enrolments

National					Victoria	
Kindergarten Enrolments	2012	2014	2015	2016	2012	2016
Pre-school sessional	62.8%	51.9%	47.2%	43%	65.5%	48.2%
Child care centre	37.2%	44.1%	47.4%	51%	34.5%	46.3%
Enrolled in both service types	<i>No data available</i>	4.0%	5.4%	6.0%	<i>No data available</i>	5.5%
Total enrolments	273,297	309,185	325,273	344,676	77,007	94,472

Numbers of service providers over the same period show a similar trend, as can be seen from the table below (Australian Bureau of Statistics 2012, 2014, 2015, 2016).

Table 2  
Service Providers

National					Victoria	
Service Providers	2012	2014	2015	2016	2012	2016
Pre-school sessional	56.7%	47.6%	40%	38%	58%	46.4%
Child care centre	43.3%	52.4%	60%	62%	42%	53.6%
Number of providers	7,594	8,989	10,636	11,070	2,007	2,447

### Maternal Employment

Many industrialised countries have experienced significant growth in maternal employment over recent decades, even among mothers of very young children. In Australia in 1981, 30% of mothers with children aged under 5 years were employed, compared to 56% in 2011. (Australian Institute of Family Studies, *Child Care Participation and Maternal Employment Trends*.)

### 3. Bayside Trends

#### Population of kindergarten aged children in Bayside

As indicated in the table below, during the period 2011 to 2027 most of the expected growth in numbers of children aged 0-4 will occur in the central and southern areas, with a 7.3 to 15.4 percent increase respectively. Based on these population changes it is anticipated that 1,327 kindergarten places will be required in 2027 – an additional 82 places (id consulting, Oct 2015).

Table 3

Areas	2011	2017	2027	% Change 2011-2027
Brighton, Brighton East	2156	2137	2140	<b>- 0.7%</b>
Hampton, Hampton East, Sandringham, Highett (West)	2397	2273	2571	<b>7.3%</b>
Black Rock, Beaumaris, Cheltenham (West)	1219	1349	1406	<b>15.4%</b>
(Bayside 4 year old required kindergarten places)		(1245)	(1327)	

#### Current Provision of kindergarten places and service providers in Bayside

The table below shows the market share of four-year old kindergarten places currently available in Bayside across the different service types. Figures are approximate where services are licensed for 0-5 year olds as the number of available places fluctuates depending on demand.

Table 4

Service Type / Places available 2017	3 Year Old	4 Year Old	% Market Share
Sessional – Council Facility	375	628	41%
Sessional – Church Facility	214	279	12%
Early Learning Centres (located in schools)	215	217	16%
Within Child Care Centres	368	460	31%
Total	1,144	1,491	100%

Current provision in Bayside indicates a supply of 1,491 four year old kindergarten places, an oversupply of 246. Forecast population growth would suggest the oversupply would reduce to 164 places if current provision was maintained. However, this over-supply is likely to increase over time as new private facilities currently in the planning or construction stages are opened. Since 2015, four planning permits have been granted for long day care centres in Bayside. See Table 4a below for service provider market share in Bayside.

Table 4a

Service Providers	No of Services	% Market Share
<b>Community Kindergartens</b>	21 Services 14 in Council buildings 7 in Church buildings	36%
<b>Private Kindergartens</b>	2 Services	3%
<b>Kindergartens in Early Learning Centres</b>	3 Services	5%
<b>Kindergartens in Long Day Care Centres</b>	32 Services	54%
<b>Long Day Care (no kindergarten)</b>	1 Service	2%

### Utilisation

Of the 1,245 four year olds in Bayside in 2017, 846 children are enrolled in 907 of the available places in community kindergartens, an oversupply of 61 places. If the forecast population growth and current market share utilisation rate of 68 percent is maintained the community kindergarten sector will only be oversupplied by 5 places in 2027 (Assuming no other changing variables).

### Kindergarten – an increasingly complex environment

#### *Universal Access*

Since 2013, funded kindergarten programs have been required to provide at least 15 hours of kindergarten (previously 12 hours) delivered by a Bachelor trained Early Childhood Teacher. Single room services had to accommodate the extra hours into an already tight timetable, often at the expense of one four year old group or a reduction in hours available for three year old programs.

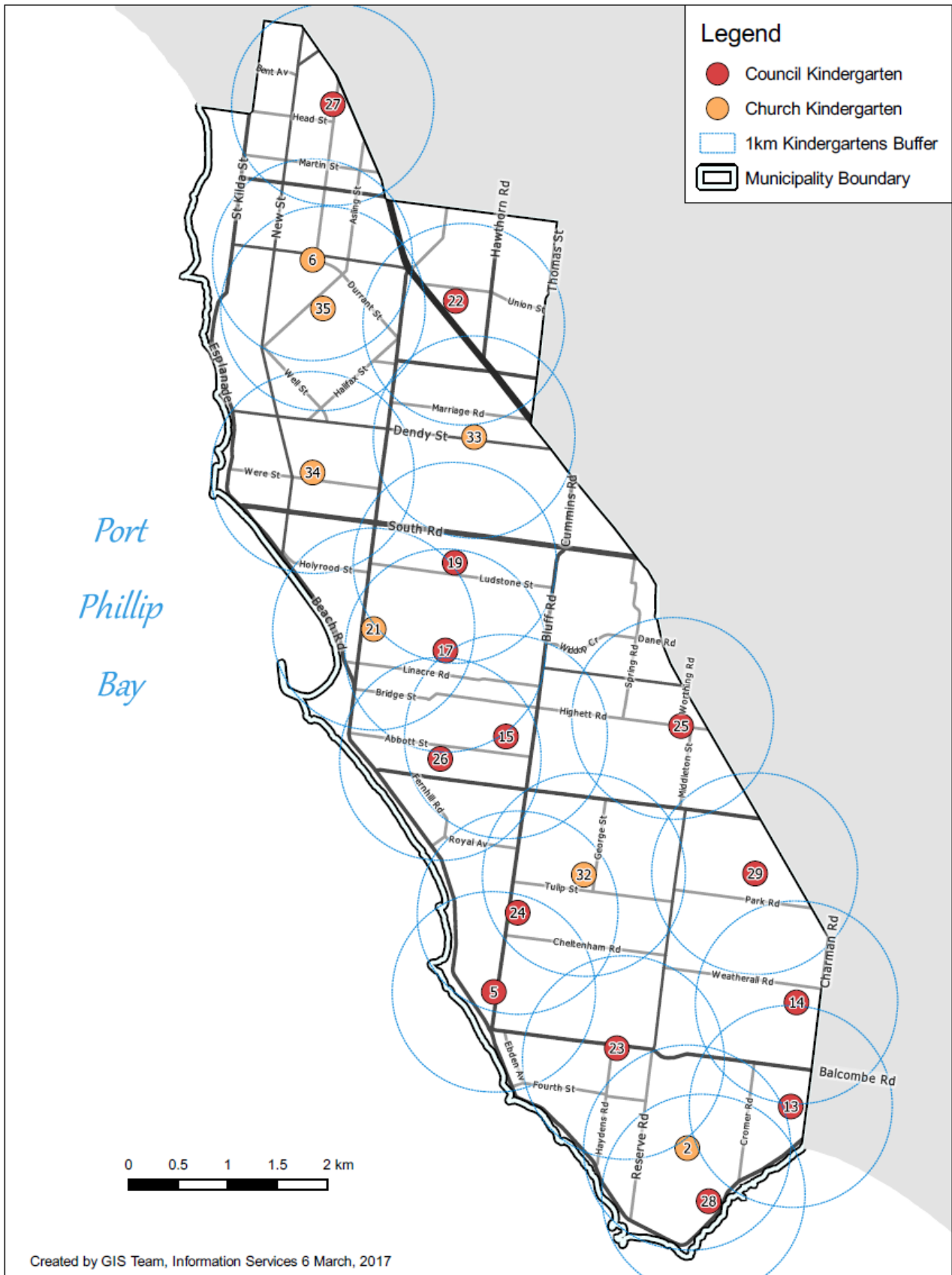
#### *Educator to child ratios*

Prior to 2016, Council buildings were operating at a 1:15 educator to child ratio. As most services are licenced for at least 30 children (based on the square meterage per child), services were offering 30 places per group with two educators. In 2016 the educator to child ratio increased to 1:11 with operators in council owned buildings choosing to reduce the number of places offered to 22 children rather than employing a third educator. See Table 5 overleaf.

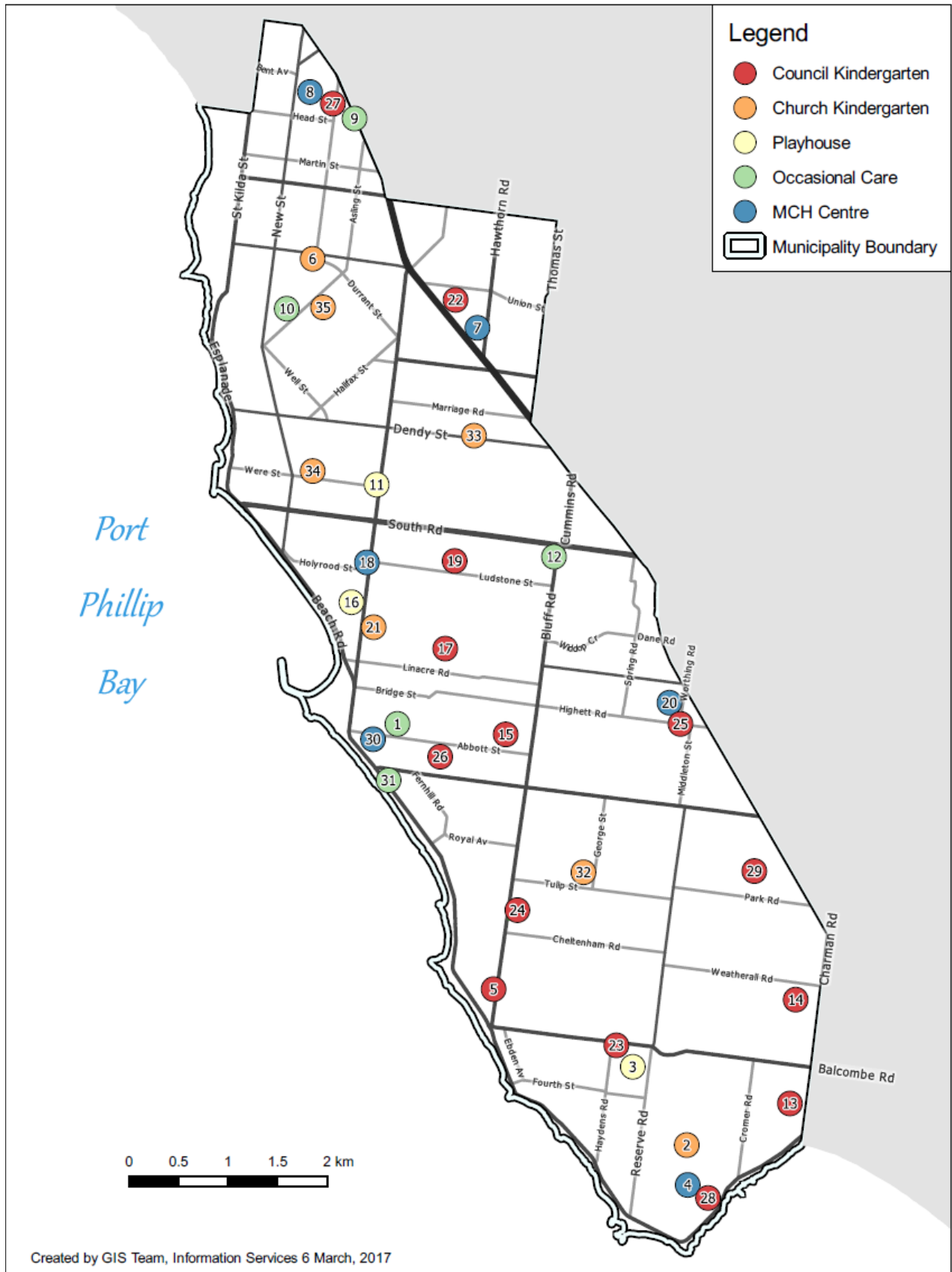
Table 5

Kindergarten	4yo actual utilisation		
	2015 (%) 1:15 ratio	2016 (%) 1:11 ratio	2017 (%) 1:11 ratio
North Brighton Kindergarten – North Brighton	100	93	100
Hurlingham Preschool – Brighton East	98	100	100
Livingston Kindergarten - Highett	85	85	95
Grange Road Kindergarten - Sandringham	71	77	97
Hampton Community Kindergarten - Hampton	68	80	100
Helen Paul Kindergarten - Hampton	98	92	100
Nagle Preschool – Sandringham	70	100	66
Beaumaris 3yo Kindergarten - Beaumaris	n/a	n/a	n/a
Black Rock Preschool – Black Rock	90	100	95
East Beaumaris Kindergarten – East Beaumaris	87	75	86
Gordon Street Preschool - Beaumaris	85	97	100
Jack and Jill Kindergarten - Beaumaris	79	100	100
Janet Mundy Kindergarten – Black Rock	95	92	36
Olive Phillips Kindergarten - Beaumaris	78	100	100
Olympic Avenue Kindergarten - Cheltenham	73	98	94

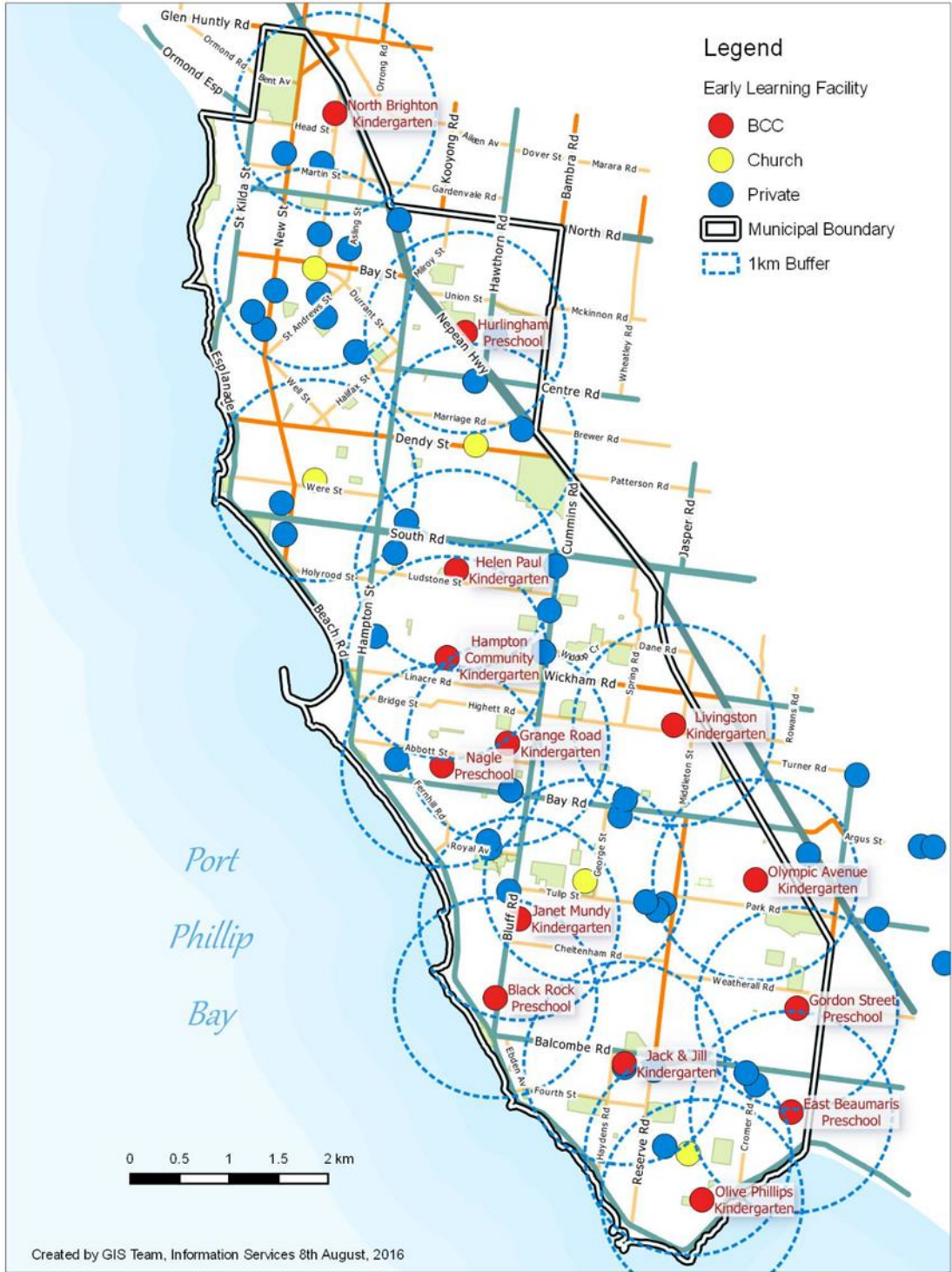
Map 1: Bayside Council and Church owned Community kindergartens



Map 2:  
Proximity of Community Kindergartens, MCH Centres,  
Occasional Care Centres and Playhouses



Map 3: Current Council and Private Early Learning Facilities in Bayside



Map 4: Fern Street Facilities, Black Rock

