








# Urban Palette







## URBAN – HARDSCAPE

ELEMENT	SPECIFICATION	LOCATION
<b>STREETS</b>		
	<p>GRANITE PAVERS                      SESAME GREY AND GREEN                      FINISH: EXFOLIATED                      SIZE: 600 X 300 X 40MM                      PATTERN: STRETCHERBOND                      BASE: CONCRETE SLAB</p>	<p>HIGH STREETS                      PLAZAS</p>
	<p>GRANITE COBBLES- SESAME GREY                      FINISH: EXFOLIATED                      SIZE: 90 X 90 X 70MM                      PATTERN: STRETCHER BOND                      BASE: CONCRETE SLAB</p>	<p>PEDESTRIAN LANES/ SHARED WAYS (VEHICULAR GRADE)                      RAISED THRESHOLDS (VEHICULAR GRADE)                      ALTERNATIVE FOR PLAZAS                      ALTERNATIVE FOR OUTDOOR DINING AREAS ON STREETS</p>
	<p>CONCRETE UNIT PAVING                      URBANSTONE GOLDEN GUNMETAL                      FINISH: HONED, LIGHT SHOTBLAST                      SIZE: 400 X 400 X 40/50MM                      PATTERN: STACKBOND PARALLEL TO KERB/ BUILDING ALIGNMENT</p>	<p>HIGH STREETS- DEE WHY ONLY                      PLAZAS- DEE WHY ONLY</p>
	<p>GRANITE PAVERS                      RAVEN BLACK</p>	<p>MANLY ONLY                      HIGH STREETS                      PLAZAS- (CORSO, WHARF AND ESPLANADE SPECIAL PLACES AND EXCEPTED FROM STANDARD)</p>
	<p>GRANITE COBBLES- SESAME GREY                      FINISH: EXFOLIATED                      SIZE: 90 X 90 X 70MM                      PATTERN: STRETCHER BOND                      BASE: CONCRETE SLAB</p>	<p>MANLY ONLY                      PEDESTRIAN LANES/ SHARED WAYS (VEHICULAR GRADE)                      RAISED THRESHOLDS (VEHICULAR GRADE)</p>
	<p>INSITU CONCRETE                      OFF-WHITE CEMENT                      BROOM FINISH</p>	<p>LOCAL STREET FOOTPATH/ SHAREWAYS                      LOCAL COLLECTOR FOOTPATH/ SHAREWAYS</p>
	<p>POROUS ASPHALT</p>	<p>CYCLE LANE ON STREETS AND OPEN SPACES                      STREET PARKING LANE- WHERE POSSIBLE                      PUBLIC PARKING AREAS</p>
	<p>KERB RAMPS                      SURFACE TO MATCH ADJOINING FOOTPATH MATERIAL</p>	<p>HIGH STREETS AND PLAZAS, HIGH PEDESTRIAN AREAS</p>
	<p>KERB RAMPS                      CCS HONEYCOMB COLOURED CONCRETE</p>	<p>ALL OTHER APPLICATIONS</p>



## URBAN – HARDSCAPE

ELEMENT	SPECIFICATION	LOCATION
<b>PARKS AND RESERVES</b>		
	<p>INSITU CONCRETE- EXPOSED AGGREGATE METROMIX PADDINGTON MIX (OR EQUIV)</p>	<p>OPEN SPACE FOOTPATHS</p>
	<p>CRUSHED STABILISED SANDSTONE 100MM DEPTH TOP LAYER STABILISED WITH 10% OFF-WHITE CEMENT, &lt;20MM DIA, ROLLED AND COMPACTED 150MM COMPACTED DGB20 BASE INSTALL WITH EDGING NOTE: MUST NOT BE ABLE TO MOBILISE TO WATER- WAYS</p>	<p>OPEN SPACE PATHWAYS AND TRACKS</p>








## URBAN – FURNITURE

NOTE: FOR URBAN PALETTE, ALL METALWORK FOR FURNITURE ITEMS TO BE POWDERCOATED IN BRONZE PEARL UNLESS OTHERWISE STATED

ELEMENT	SPECIFICATION	LOCATION
	SEAT- CLASSIC PLAZA DDA SEAT CMP5 STREET FURNITURE AUSTRALIA JARRAH HARDWOOD BATTENS POWDERCOAT STEEL LEGS AND ARMREST (BRONZE PEARL) SUBSURFACE FIXED	HIGH STREETS TOWN PLAZAS TOWN PARKS
	PICNIC SETTING- CLASSIC PLAZA SETTING CMP6 + CMP5 STREET FURNITURE AUSTRALIA JARRAH HARDWOOD BATTENS POWDERCOAT STEEL LEGS AND ARMREST (BRONZE PEARL) SUBSURFACED FIXED	TOWN PARKS AND PLAZAS
	BOLLARD- SLIM B5-F FLAT HEAD/ WIDE- B8 FLAT HEAD, NO COLLAR STREET FURNITURE AUSTRALIA SS316, ANTI-GRAFFITI SURFACE SURFACE FIXED	ALL LOCATIONS-AS REQUIRED BY VEHICULAR LOADS
	DRINKING FOUNTAIN BOTTON & GARDINER PROSPECT- 316SS.DB.BT WITH DOG BOWL AND BOTTLE TAP SUBSURFACE FIXED	ALL LOCATIONS
	WATER REFILL PLINTH AQUAFILL STAINLESS STEEL	ALL LOCATIONS
	ESCOLA BIN ENCLOSURE STREET FURNITURE AUSTRALIA SS316, BRONZE POWDERCOAT	ALL LOCATIONS
	BIKE RACK- BST03 STREET FURNITURE AUSTRALIA SS316 SURFACE FIXED	ALL LOCATIONS
	TACTILE INDICATORS DTAC STAINLESS STEEL CLASSIC PVD BLACK (TO ADHERE TO AUS STANDARDS)	KERB RAMPS, PEDESTRIAN CROSSINGS/ RAISED THRESHOLDS WITH BRICK PAVING
	HANDRAIL SS316 HANDRAIL POSTS, POWDERCOATED BRONZE PEARL	STAIRS/ RAMPS WALKWAYS WHERE REQUIRED









## URBAN – FURNITURE

ELEMENT	SPECIFICATION	LOCATION
	BBQ- ACCESSIBLE STAINLESS STEEL TOP TBC WITH COUNCIL	PARKS AND RESERVES
	FENCE/ BALUSTRADE HARDWOOD TIMBER/ POWDERCOATED GALVANISED STEEL (BRONZE PEARL) STAINLESS STEEL WHERE REQUIRED	STREETS AND PLAZAS
	EDGES AND WALLS SANDSTONE BLOCK/ HARDWOOD TIMBER/ INSITU CONCRETE	PARKS AND RESERVES
	LIGHTPOLE FITTING WEEF: DARK BRONZE POLE: DULUX FERREKO NO.3 IN DARK BRONZE POW- DERCOAT	PARKS AND OPEN SPACES
	LIGHTPOLE FITTING BEGA 84402: GOOSENECK & 360 & DIREC- TIONAL (OR SIMILAR- TBC WITH COUNCIL) POLE AND FITTING: DULUX FERREKO NO.3 IN DARK BRONZE POWDERCOAT	PARKS AND OPEN SPACES



## URBAN – SOFTWORKS

ELEMENT	SPECIFICATION	LOCATION
	<p>STREET TREE PIT                      PASSIVE IRRIGATION TREE PIT VIA SLOTTED KERB                      OR                      BIOSWALE MEDIUM WITH ROCK MULCH                      CONNECT TO STORMWATER SYSTEM</p>	<p>ALL STREETS                      BEHIND THE FOOTPATH KERB AND BETWEEN PARKING BAYS</p>
	<p>BLISTER/ KERB EXTENSION                      PASSIVE IRRIGATION TREE PIT VIA SLOTTED KERB                      OR                      BIOSWALE MEDIUM WITH ROCK MULCH                      CONNECT TO STORMWATER SYSTEM</p>	<p>HIGH STREETS, LOCAL COLLECTORS                      STREET CORNERS, JUNCTIONS, CROSSINGS.</p>
	<p>STREET TREES IN PAVING                      STEEL GRATE-TBC</p>	<p>IN AREAS WITH HIGH PEDESTRIAN TRAFFIC                      - PLAZAS                      - HIGH STREETS FOOTPATHS                      - IN ROAD PLANTINGS</p>
	<p>TREE PLANTING IN TURF VERGE</p>	<p>LOCAL COLLECTORS                      LOCAL STREETS</p>
	<p>TREE PLANTING WITHIN MASS PLANTED VERGE</p>	<p>HIGH STREETS                      LOCAL COLLECTORS                      LOCAL STREETS</p>
	<p>VEGETATED SWALE</p>	<p>IN OPEN SPACES PARTICULARLY                      ADJACENT TO WATER WAYS</p>