




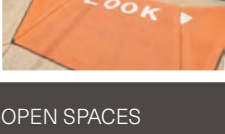








Bush Palette












BUSH – HARDSCAPE

ELEMENT	SPECIFICATION	STREET TYPE
STREETS		
	BRICK PAVING- AUSTRAL BRAHMAN BOWRAL FINISH: DRY PRESSED SIZE: 230 X 115 X65MM PATTERN: STRETCHER-BOND HEADER: BRAHMAN SINGLE ROW PERPENDICULAR TO KERB	HIGH STREETS PLAZAS
	PORPHYRY COBBLES- SESAME GREY FINISH: EXFOLIATED SIZE: 90 X 90 X 70MM PATTERN: STRETCHER BOND BASE: CONCRETE SLAB	AVALON, NEWPORT, COLLAROY, WARRIEWOOD, NARRABEEN, FRESHWATER, MANLY VALE, SEAFORTH SHARED WAYS RAISED THRESHOLDS
	INSITU CONCRETE OFF-WHITE CEMENT BROOM FINISH TBC WITH COUNCIL	LOCAL STREETS
	POROUS ASPHALT	CYCLE LANE ON STREETS AND OPEN SPACES STREET PARKING LANE- WHERE POSSIBLE PUBLIC PARKING AREAS
	KERB RAMPS SURFACE TO MATCH ADJOINING FOOTPATH MATERIAL	HIGH STREETS AND PLAZAS, HIGH PEDESTRIAN AREAS
	KERB RAMPS CCS HONEYCOMB COLOURED CONCRETE	ALL OTHER APPLICATIONS
OPEN SPACES		
	INSITU CONCRETE- EXPOSED AGGREGATE METROMIX PADDINGTON MIX (OR EQUIV)	OPEN SPACE FOOTPATHS
	CRUSHED STABILISED SANDSTONE 100MM DEPTH TOP LAYER STABILISED WITH 10% OFF-WHITE CEMENT, <20MM DIA, ROLLED AND COMPACTED 150MM COMPACTED DGB20 BASE INSTALL WITH EDGING	OPEN SPACE PATHWAYS AND TRACKS
	BOARDWALK- TIMBER BATTENS DECKING AND SUBSTRUCTURE SUBJECT TO LOCATION	ELEVATED PATHWAYS AND BRIDGES IN OPEN SPACE AND BUSHLAND AREAS
	BOARDWALK FRP (FIBRE REINFORCED PLASTIC) MESH CHARCOAL COLOUR	ELEVATED PATHWAYS AND BRIDGES IN OPEN SPACE AND BUSHLAND AREAS












BUSH – FURNITURE

NOTE: FOR URBAN PALETTE, ALL METALWORK FOR FURNITURE ITEMS TO BE POWDERCOATED IN BRONZE PEARL UNLESS OTHERWISE STATED

ELEMENT	SPECIFICATION	STREET TYPE
	SEAT- CLASSIC PLAZA DDA SEAT CMP5 STREET FURNITURE AUSTRALIA JARRAH HARDWOOD BATTENS POWDERCOAT STEEL LEGS AND ARMREST (BRONZE PEARL) SUBSURFACE FIXED	HIGH STREETS TOWN PLAZAS TOWN PARKS
	PICNIC SETTING- CLASSIC PLAZA SETTING CMP6 + CMP5 STREET FURNITURE AUSTRALIA JARRAH HARDWOOD BATTENS POWDERCOAT STEEL LEGS AND ARMREST (BRONZE PEARL) SUBSURFACED FIXED	TOWN PARKS AND PLAZAS
	TIMBER BENCH STREET FURNITURE AUSTRALIA CLASSIC PLAZA SEAT WITH ARMREST AND BACKREST MODWOOD BATTENS (TBC) POWDERCOAT STEEL (BRONZE PEARL)	LOCAL STREETS LOCAL PARKS
	TIMBER BENCH STREET FURNITURE AUSTRALIA CLASSIC PLAZA SEAT PICNIC SETTING MODWOOD BATTENS (TBC) POWDERCOAT STEEL (BRONZE PEARL)	LOCAL PARKS
	BOLLARD- TIMBER CLAD STEEL BOLLARD	ALL LOCATIONS
	BOLLARD- SLIM B5-F FLAT HEAD/ WIDE- B8 FLAT HEAD, NO COLLAR STREET FURNITURE AUSTRALIA SS316, ANTI-GRAFFITI SURFACE SURFACE FIXED	ALL LOCATIONS-AS REQUIRED BY VEHICULAR LOADS
	DRINKING FOUNTAIN BOTTON & GARDINER PROSPECT- 316SS.DB.BT WITH DOG BOWL AND BOTTLE TAP SUBSURFACE FIXED	ALL LOCATIONS
	WATER REFILL PLINTH AQUAFILL STAINLESS STEEL	ALL LOCATIONS
	ESCOLA BIN ENCLOSURE STREET FURNITURE AUSTRALIA SS316, BRONZE POWDERCOAT	ALL LOCATIONS









BUSH – FURNITURE

ELEMENT	SPECIFICATION	STREET TYPE
	<p>BIKE RACK- BST03 STREET FURNITURE AUSTRALIA SSS316 SURFACE FIXED</p>	ALL LOCATIONS
	<p>TACTILE INDICATORS DTAC STAINLESS STEEL CLASSIC PVD BLACK (TO ADHERE TO AUS STANDARDS)</p>	<p>KERB RAMPS PEDESTRIAN CROSSINGS/ RAISED THRESH- OLDS</p>
	<p>BBQ STAINLESS STEEL TOP TBC WITH COUNCIL</p>	
	<p>HANDRAIL SS316 HANDRAIL + POSTS, POWDERCOATED BRONZE PEARL</p>	<p>STAIRS/ RAMPS WALKWAYS WHERE REQUIRED</p>
	<p>FENCE/ BALUSTRADE HARDWOOD TIMBER/ POWDERCOATED GALVANISED STEEL (BRONZE PEARL)</p>	STREETS AND PLAZAS
	<p>FENCE/ BALUSTRADE MARINE GRADE STAINLESS STEEL IN EXPOSED ENVIRON- MENTS</p>	PARKS AND RESERVES
	<p>EDGES AND WALLS SANDSTONE BLOCK/ HARDWOOD TIMBER/ KOPPERS LOG</p>	PARKS AND RESERVES
	<p>LIGHTPOLE FITTING WEEF: DARK BRONZE POLE: DULUX FERREKO NO.3 IN BRONZE PEARL POWDER- COAT</p>	PARKS AND OPEN SPACES
	<p>LIGHTPOLE FITTING BEGA 84402: GOOSENECK & 360 & DIRECTIONAL (OR SIMILAR- TBC WITH COUNCIL) POLE AND FITTING: DULUX FERREKO NO.3 IN BRONZE PEARL POWDERCOAT</p>	PARKS AND OPEN SPACES



BUSH – SOFTWORKS

ELEMENT	SPECIFICATION	STREET TYPE
	<p>STREET TREE PIT PASSIVE IRRIGATION TREE PIT VIA SLOTTED KERB OR BIOSWALE MEDIUM WITH ROCK MULCH CONNECT TO STORMWATER SYSTEM</p>	<p>ALL STREETS BEHIND THE FOOTPATH KERB AND BETWEEN PARKING BAYS</p>
	<p>BLISTER/ KERB EXTENSION PASSIVE IRRIGATION TREE PIT VIA SLOTTED KERB OR BIOSWALE MEDIUM WITH ROCK MULCH CONNECT TO STORMWATER SYSTEM</p>	<p>HIGH STREETS, LOCAL COLLECTORS STREET CORNERS, JUNCTIONS, CROSSINGS.</p>
	<p>STREET TREES IN PAVING PERMEABLE BOUND GRAVEL (TO ALLOW WATER PENE- TRATION) COLOUR-GLANDSANDA (STONESET) INCLUDING PERFORATED GRATE FOR PERMEABLE BOUND GRAVEL BASE</p>	<p>IN AREAS WITH HIGH PEDESTRIAN TRAFFIC - PLAZAS - HIGH STREETS FOOTPATHS - IN ROAD PLANTINGS</p>
	<p>TREE PLANTING IN TURF VERGE</p>	<p>LOCAL COLLECTORS LOCAL STREETS</p>
	<p>TREE PLANTING WITHIN MASS PLANTED VERGE</p>	<p>HIGH STREETS LOCAL COLLECTORS LOCAL STREETS</p>
	<p>VEGETATED SWALE</p>	<p>IN OPEN SPACES PARTICULARLY ADJACENT TO WATER WAYS</p>