

# Fingerboards Mineral Sands Project Inquiry and Advisory Committee – Viewing and Downloading Documents in Dropbox

Please find below guidance on how to view the documents that have been uploaded to the Fingerboards Mineral Sands Project Inquiry and Advisory Committee Dropbox and how to download documents. You do not need a Dropbox account to view or download the documents.

Note all documents tabled with the IAC during the hearing will still be made available to the public on the Engage Victoria website Tabled Documents page but there could be a slight delay.

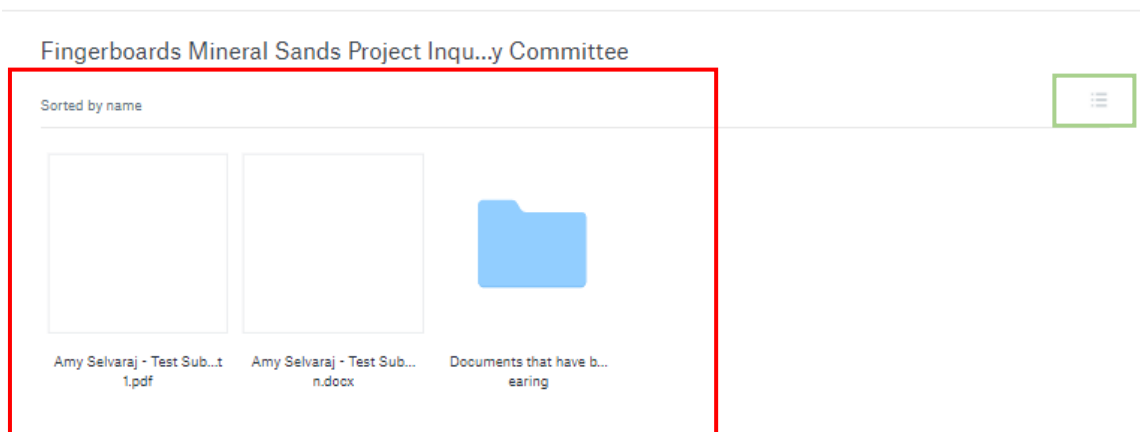
## How to view documents that have been uploaded to the Dropbox

1. To view documents in the Dropbox use the following link (or copy and paste the below link into a web browser):

<https://www.dropbox.com/sh/vmoc2777dky7ep1/AAAV9twvEn65sC1JcUPsAkfa?dl=0>

*Please note this is only a view and download link and you cannot delete any documents. If you have accidentally uploaded a wrong document, you will not be able to delete it. If this happens please contact Planning Panels Victoria on [Fingerboards.IAC@delwp.vic.gov.au](mailto:Fingerboards.IAC@delwp.vic.gov.au) and they will organise for the incorrect documents you have uploaded to be removed.*

2. After clicking the link above, your default web browser will open with a screen like below. You will then be able to see any documents that have been uploaded in either a tile view (as shown in red box below) or in a list view (if you click on the green box):



Fingerboards Mineral Sands Project Inqu...y Committee

Name	Modified
<input type="checkbox"/> Amy Selvaraj - Test Submission attachment 1.pdf	13/04/202
<input type="checkbox"/> Amy Selvaraj - Test Submission.docx	13/04/202
<input checked="" type="checkbox"/> Documents that have been Tabled by the IAC at the Hearing	--

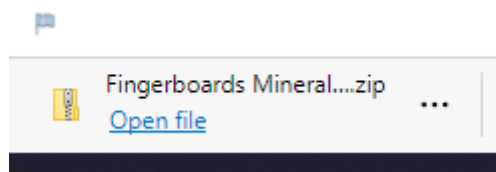
3. As documents are Tabled with the IAC they will be given Tabled Document Numbers and they will be moved into the “Documents that have been Tabled by the IAC at the Hearing” Folder. At the end of the day this folder will be cleared once documents are available on the Engage Victoria website Tabled Documents page.

## How to download documents that have been uploaded to the Dropbox

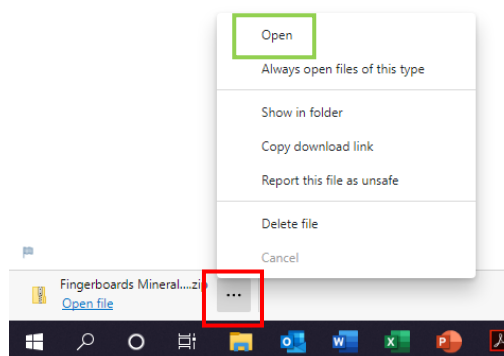
1. To download the documents in the Dropbox, click on the ‘Download’ button which can be found in the top right hand side of the web browser screen (as show in the red box in the image below).



2. After clicking the ‘Download’ button a box will appear in the bottom left hand side of your screen showing the download of the Fingerboards Mineral Sands Project Inquiry and Advisory Committee Dropbox folder has started.



3. While the folder is downloading or once it has finished downloading, click on the three ellipses dots (as show in the red box in the image below). This will open a box where you can select ‘Open’ or ‘Open when done’ (as shown in the green box).



4. Once the folder is downloaded it will open your computers file explorer. From here you can save the documents to your computer.

