



JAAN SILENT. UPHOLSTERED BENCH

DESIGN: EOOS.

Construction

wooden construction

Base

aluminium
- powder coated matt black
- powder coated matt bronze

Upholstery

Jaan Silent bench 788

Upholstery formal: micro compartment spring pockets with a layer of wadding.

Jaan Silent sofa 789

Upholstery soft: ticking sewn into chambers with down filling and cold cure sandwich construction
Notice: Ticking chambers may be visible and are a sign of product's quality.

back cushions: loose, ticking sewn into chambers with down filling and cold cure core.

Screen

wooden construction with foam cover.

corner connecting straps made of steel laminated with leather Saddle black.

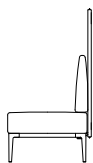
horizontal subdivision with black sub-cover.

Accessories and plug management

Connecting set 788-CON: straight connecting straps made of steel laminated with leather Saddle black

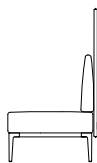
Versions

Jaan Silent bench 788



Seat depth: 68 cm
Upholstery: formal

Jaan Silent sofa 789

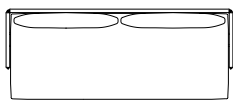
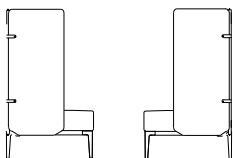


Seat depth: 75 cm
Upholstery: soft

Screen versions

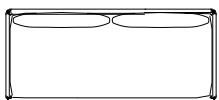

back + screen side panels short

side panels
on both sides



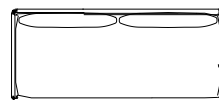
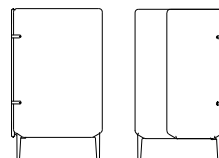
example 789-20 SU

back + screen side panels long



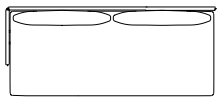
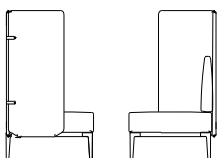
example 789-20 LU

back + screen side panels long and short

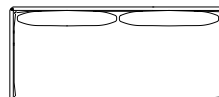



example 789-20 SRL (L)
also mirrored available (R)

single
side panel

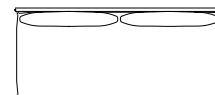



example 789-20 S (L)
also mirrored available (R)



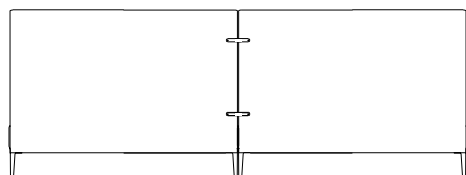
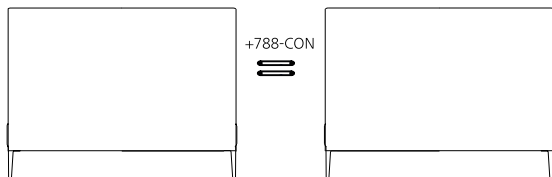
example 789-20 L (L)
also mirrored available (R)

only back
(without side elements)
Notice:
not free-standing, only
available for extension



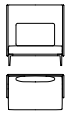
example 789-20 M

Linking of elements



JAAN SILENT

sofa



789-15 SU

W 129 D 52 H 135
SH 46.5 SD 75

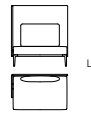
W 50¾ D 20½ H 53¼
SH 18¼ SD 29½



789-15 LU

W 129 D 80 H 135
SH 46.5 SD 75

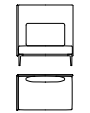
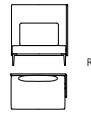
W 50¾ D 31½ H 53¼
SH 18¼ SD 29½



789-15 S

W 125 D 52 H 135
SH 46.5 SD 75

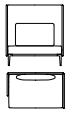
W 49¾ D 20½ H 53¼
SH 18¼ SD 29½



789-15 L

W 125 D 80 H 135
SH 46.5 SD 75

W 49¾ D 31½ H 53¼
SH 18¼ SD 29½



789-15 SLLR

W 129 D 80 H 135
SH 46.5 SD 75

W 50¾ D 31½ H 53¼
SH 18¼ SD 29½



789-15 SRLL

W 129 D 80 H 135
SH 46.5 SD 75

W 50¾ D 31½ H 53¼
SH 18¼ SD 29½



789-15 M

W 120 D 5 H 135
SH 46.5 SD 75

W 47¾ D 2 H 53¼
SH 18¼ SD 29½



789-20 SU

W 189 D 52 H 135
SH 44 SD 75

W 74½ D 20½ H 53¼
SH 17¼ SD 29½



789-20 LU

W 189 D 80 H 135
SH 46.5 SD 75

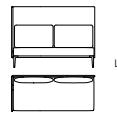
W 74½ D 31½ H 53¼
SH 18¼ SD 29½



789-20 S

W 185 D 52 H 135
SH 46.5 SD 75

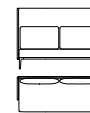
W 72¾ D 20½ H 53¼
SH 18¼ SD 29½



789-20 L

W 185 D 80 H 135
SH 46.5 SD 75

W 72¾ D 31½ H 53¼
SH 18¼ SD 29½



789-20 SLLR

W 189 D 80 H 135
SH 46.5 SD 75

W 74½ D 31½ H 53¼
SH 18¼ SD 29½

in cm

in inches

in cm

in inches

in cm

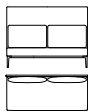
in inches



789-20 SRLL

in cm W 189 D 80 H 135
SH 46.5 SD 75

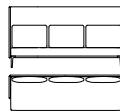
in inches W 74½ D 31½ H 53¼
SH 18¼ SD 29½



789-20 M

W 180 D 80 H 135
SH 46.5 SD 75

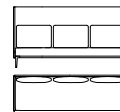
W 70¾ D 31½ H 53¼
SH 18¼ SD 29½



789-30 SU

W 257 D 52 H 135
SH 46.5 SD 75

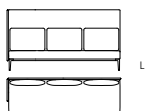
W 101¼ D 20½ H 53¼
SH 18¼ SD 29½



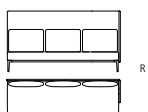
789-30 LU

W 257 D 80 H 135
SH 46.5 SD 75

W 101¼ D 31½ H 53¼
SH 18¼ SD 29½



L

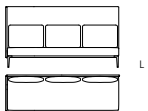


R

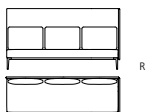
789-30 S

in cm W 253 D 52 H 135
SH 46.5 SD 75

in inches W 99½ D 20½ H 53¼
SH 18¼ SD 29½



L

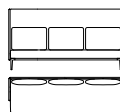


R

789-30 L

W 253 D 80 H 135
SH 46.5 SD 75

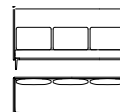
W 99½ D 31½ H 53¼
SH 18¼ SD 29½



789-30 SLLR

W 257 D 80 H 135
SH 46.5 SD 75

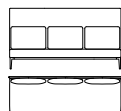
W 101¼ D 31½ H 53¼
SH 18¼ SD 29½



789-30 SRLL

W 257 D 80 H 135
SH 46.5 SD 75

W 101¼ D 31½ H 53¼
SH 18¼ SD 29½



789-30 M

in cm W 248 D 68 H 135
SH 46.5 SD 75

in inches W 97¾ D 26¾ H 53¼
SH 18¼ SD 29½

pillows and rolls



788-RKS1

in cm W 86 H 50

W 33¾ H 19¾

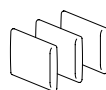
in inches



788-RKS2

W 86 H 50

W 33¾ H 19¾



788-RKS3

W 78 H 50

W 30¾ H 19¾



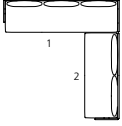
788-CON

Ø 0.3 H 2 W 13

Ø H ¾ W 5

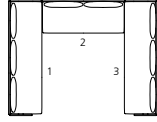
JAAN SILENT

configuration example



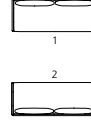
789-Version A
W 257 D 265 H 135
SH 46.5 SD 75

W 101¼ D 104¼ H 53¼
SH 18¼ SD 29½



789-Version B
W 340 D 257
SD 75

W 133¾ D 101¼
SD 29½

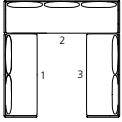


789-Version C
W 280 D 189 H 135
SH 46.5 SD 75

W 110¼ D 74½ H 53¼
SH 18¼ SD 29½

in cm

in inches



789-Version D
W 257 D 265 H 135
SH 46.5 SD 75

W 101¼ D 104¼ H 53¼
SH 18¼ SD 29½

in cm

in inches