

2025 1/24th Scale New Zealand Championships

Henderson Miniature Motor Racing Club, Auckland

NEW ZEALAND SLOT CAR
ASSOCIATION INC.



Production Championship Overall Placings & Points:

Place:	Driver:	Production F1		Production Saloon		Production LMP		Total Points:
		Place:	Points:	Place:	Points:	Place:	Points:	
1	Doug MacRae	1	50	1	50	4	44	144
2	Steve Murch	2	47	3	45	1	50	142
3	John Crothers	3	45	2	47	7	41	133
4*	Robbie Harrowfield	4	44	8	40	3	45	129
5*	Rob Jackson	5	43	4	44	6	42	129
6	Ivan Bailey	6	42	5	43	5	43	128
7	Eben Brand	7	41	6	42	10	38	121
8	Allan Tucker	9	39	9	39	9	39	117
9*	Paul Caplan	17	31	10	38	2	47	116
10*	Dave Young	10	38	7	41	11	37	116
11	Paul Belchambers	8	40	11	37	12	36	113
12*	Shane Weatherstone	11	37	19	29	8	40	106
13*	Paul LeBreton	13	35	12	36	13	35	106
14	Nigel Boyce	14	34	13	35	14	34	103
15	Alex Johnson	12	36	14	34	17	31	101
16	Tim Fellows	15	33	15	33	15	33	99
17	Mike Hubers	16	32	16	32	16	32	96
18	Charles LeBreton	18	30	17	31	18	30	91
19	Ray Jackson	-	-	18	30	19	29	59

* tiebreak decided by highest race place

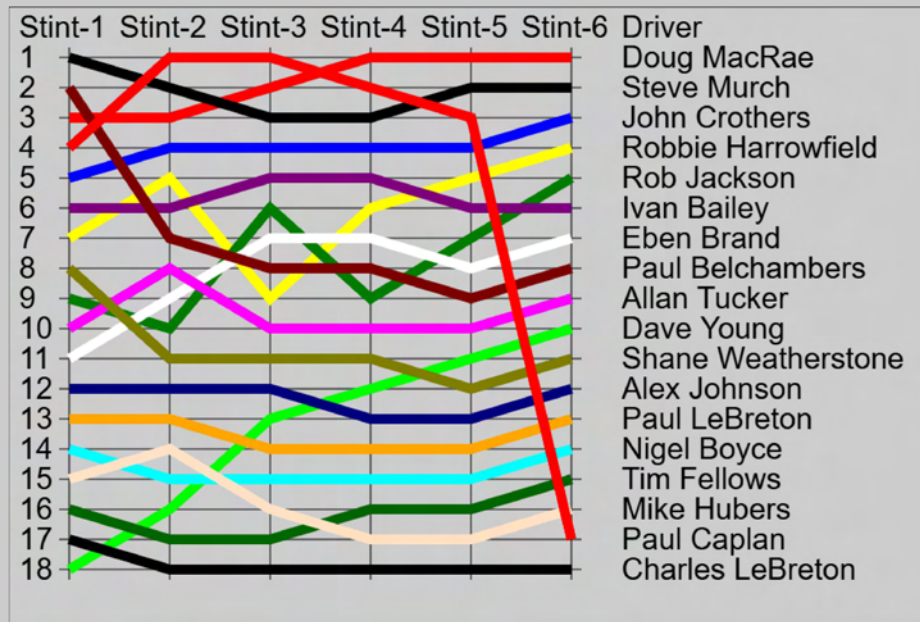


Henderson Miniature Motor Racing Club Incorporated NZ



Statistics: 5/09/2025 4:58:48 pm - NZSCA 24th Scale Nationals 2025 - Race development / - NZSCA F1 Production - Heat race (180 Sec)

Pos	Driver	Comment	Qualify result	Stint-1	Stint-2	Stint-3	Stint-4	Stint-5	Stint-6	Total Laps
1	Doug MacRae		4.289 (4.304)	[3] 39.42 39.42	[3] 38.38 77.80	[2] 40.87 118.67	[1] 40.53 159.20	[1] 39.80 199.00	[1] 41.12 240.12	240.12
2	Steve Murch		4.416 (4.417)	[1] 40.01 40.01	[2] 37.99 78.00	[3] 39.02 117.02	[3] 40.23 157.25	[2] 39.50 196.75	[2] 38.37 235.12	235.12
3	John Crothers		4.447 (4.449)	[5] 38.66 38.66	[4] 37.51 76.17	[4] 39.33 115.50	[4] 38.85 154.35	[4] 37.76 192.11	[3] 39.44 231.55	231.55
4	Robbie Harrowfield		4.460 (4.472)	[7] 37.63 37.63	[5] 38.37 76.00	[9] 35.09 111.09	[6] 38.93 150.02	[5] 39.37 189.39	[4] 39.60 228.99	228.99
5	Rob Jackson		4.577 (4.600)	[9] 37.13 37.13	[10] 37.50 74.63	[6] 37.61 112.24	[9] 36.33 148.57	[7] 39.68 188.25	[5] 39.38 227.63	227.63
6	Ivan Bailey		4.558 (4.564)	[6] 38.01 38.01	[6] 37.60 75.61	[5] 38.20 113.81	[5] 37.45 151.26	[6] 37.74 189.00	[6] 37.58 226.58	226.58
7	Eben Brand		4.462 (4.487)	[11] 36.73 36.73	[9] 38.09 74.82	[7] 37.17 111.99	[7] 37.57 149.56	[8] 38.32 187.88	[7] 38.19 226.07	226.07
8	Paul Belchambers		4.423 (4.435)	[2] 39.63 39.63	[7] 35.98 75.61	[8] 35.52 111.13	[8] 37.87 149.00	[9] 36.46 185.46	[8] 37.18 222.64	222.64
9	Allan Tucker		4.697 (4.737)	[10] 37.06 37.06	[8] 38.08 75.14	[10] 33.62 108.76	[10] 38.03 146.79	[10] 37.21 184.00	[9] 36.69 220.69	220.69
10	Dave Young		4.473 (4.492)	[18] 29.00 29.00	[16] 38.23 67.23	[13] 38.26 105.49	[12] 36.58 142.07	[11] 39.47 181.54	[10] 38.53 220.07	220.07
11	Shane Weatherstone		4.730 (4.739)	[8] 37.39 37.39	[11] 35.71 73.10	[11] 34.90 108.00	[11] 36.12 144.12	[12] 36.40 180.52	[11] 36.76 217.28	217.28
12	Alex Johnson		4.912 (4.925)	[12] 35.50 35.50	[12] 36.50 72.00	[12] 33.65 105.65	[13] 34.06 139.71	[13] 33.38 173.09	[12] 35.73 208.82	208.82
13	Paul LeBreton		4.830 (4.903)	[13] 34.35 34.35	[13] 35.25 69.60	[14] 35.40 105.00	[14] 33.19 138.19	[14] 31.55 169.74	[13] 34.04 203.78	203.78
14	Nigel Boyce		4.922 (4.940)	[14] 34.04 34.04	[15] 33.62 67.66	[15] 31.78 99.44	[15] 34.28 133.72	[15] 34.34 168.06	[14] 35.14 203.20	203.20
15	Tim Fellows		4.996 (5.077)	[16] 32.45 32.45	[17] 33.81 66.26	[17] 32.23 98.49	[16] 33.93 132.42	[16] 31.82 164.24	[15] 33.85 198.09	198.09
16	Mike Hubers		5.036 (5.036)	[15] 33.42 33.42	[14] 34.67 68.09	[16] 30.62 98.71	[17] 32.00 130.71	[17] 32.68 163.39	[16] 33.52 196.91	196.91
17	Paul Caplan		4.274 (4.281)	[4] 39.36 39.36	[1] 40.42 79.78	[1] 40.09 119.87	[2] 38.12 157.99	[3] 38.08 196.07	[17] 0.00 196.00	196.07
18	Charles LeBreton		5.169 (5.169)	[17] 31.00 31.00	[18] 34.11 65.11	[18] 28.15 93.26	[18] 31.86 125.12	[18] 30.60 155.72	[18] 32.15 187.87	187.87



This statistics shows the development of the race. It shows the race position, the stint result, and the accumulated result of each logical stint.

[Return to Results](#)

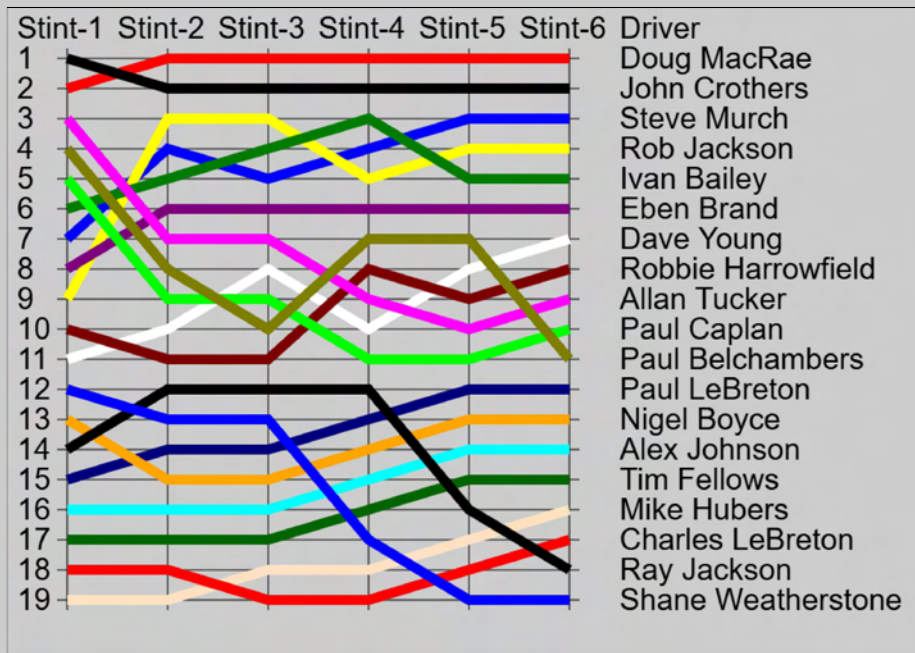


Henderson Miniature Motor Racing Club Incorporated NZ



Statistics: 6/09/2025 10:56:58 am - NZSCA 24th Scale Nationals 2025 - Race development / - NZSCA SALOON Production - Heat race (180 Sec)

Pos	Driver	Comment	Qualify result	Stint-1	Stint-2	Stint-3	Stint-4	Stint-5	Stint-6	Total Laps
1	Doug MacRae		4.084 (4.086)	[2] 41.92 41.92	[1] 42.99 84.91	[1] 42.79 127.70	[1] 40.13 167.83	[1] 45.00 212.83	[1] 41.61 254.44	254.44
2	John Crothers		4.152 (4.175)	[1] 42.16 42.16	[2] 41.20 83.36	[2] 40.92 124.28	[2] 42.56 166.84	[2] 42.15 208.99	[2] 43.18 252.17	252.17
3	Steve Murch		4.118 (4.129)	[7] 40.57 40.57	[4] 41.30 81.87	[5] 39.83 121.70	[4] 41.68 163.38	[3] 42.77 206.15	[3] 39.83 245.98	245.98
4	Rob Jackson		4.188 (4.192)	[9] 40.34 40.34	[3] 41.98 82.32	[3] 41.38 123.70	[5] 39.37 163.07	[4] 41.92 204.99	[4] 40.51 245.50	245.50
5	Ivan Bailey		4.249 (4.282)	[6] 40.57 40.57	[5] 40.79 81.36	[4] 41.75 123.11	[3] 40.73 163.84	[5] 40.79 204.63	[5] 40.60 245.23	245.23
6	Eben Brand		4.072 (4.074)	[8] 40.49 40.49	[6] 40.31 80.80	[6] 40.49 121.29	[6] 40.04 161.33	[6] 39.36 200.69	[6] 40.70 241.39	241.39
7	Dave Young		4.285 (4.301)	[11] 37.58 37.58	[10] 39.96 77.54	[8] 40.06 117.60	[10] 37.97 155.57	[8] 40.78 196.35	[7] 41.15 237.50	237.50
8	Robbie Harrowfield		4.324 (4.327)	[10] 37.60 37.60	[11] 39.50 77.10	[11] 38.41 115.51	[8] 40.51 156.02	[9] 38.70 194.72	[8] 41.50 236.22	236.22
9	Allan Tucker		4.279 (4.335)	[3] 41.42 41.42	[7] 39.35 80.77	[7] 38.39 119.16	[9] 36.51 155.67	[10] 37.53 193.20	[9] 40.64 233.84	233.84
10	Paul Caplan		4.283 (4.290)	[5] 40.69 40.69	[9] 38.73 79.42	[9] 37.62 117.04	[11] 38.19 155.23	[11] 37.87 193.10	[10] 40.12 233.22	233.22
11	Paul Belchambers		4.256 (4.257)	[4] 40.77 40.77	[8] 38.90 79.67	[10] 36.91 116.58	[7] 41.22 157.80	[7] 39.58 197.38	[11] 35.82 233.20	233.20
12	Paul LeBreton		4.554 (4.566)	[15] 36.00 36.00	[14] 38.23 74.23	[14] 34.68 108.91	[13] 36.69 145.60	[12] 38.17 183.77	[12] 38.22 221.99	221.99
13	Nigel Boyce		4.538 (4.564)	[13] 37.02 37.02	[15] 36.94 73.96	[15] 33.56 107.52	[14] 36.93 144.45	[13] 36.15 180.60	[13] 36.27 216.87	216.87
14	Alex Johnson		4.660 (4.732)	[16] 34.36 34.36	[16] 35.66 70.02	[16] 36.21 106.23	[15] 35.77 142.00	[14] 33.90 175.90	[14] 36.45 212.35	212.35
15	Tim Fellows		4.854 (4.930)	[17] 32.82 32.82	[17] 36.18 69.00	[17] 35.54 104.54	[16] 36.13 140.67	[15] 32.30 172.97	[15] 33.47 206.44	206.44
16	Mike Hubers		4.882 (4.971)	[19] 30.86 30.86	[19] 34.08 64.94	[18] 34.59 99.53	[18] 33.65 133.18	[17] 34.82 168.00	[16] 32.29 200.29	200.29
17	Charles LeBreton		4.857 (4.879)	[18] 32.35 32.35	[18] 33.65 66.00	[19] 33.23 99.23	[19] 33.31 132.54	[18] 31.88 164.42	[17] 35.83 200.25	200.25
18	Ray Jackson		4.384 (4.408)	[14] 36.42 36.42	[12] 39.98 76.40	[12] 38.60 115.00	[12] 38.55 153.55	[16] 15.44 168.99	[18] 19.58 188.57	188.57
19	Shane Weatherstone		4.599 (4.625)	[12] 37.33 37.33	[13] 37.32 74.65	[13] 36.09 110.74	[17] 24.25 134.99	[19] 0.00 134.00	[19] 0.00 134.00	134.99



This statistics shows the development of the race. It shows the race position, the stint result, and the accumulated result of each logical stint.

[Return to Results](#)

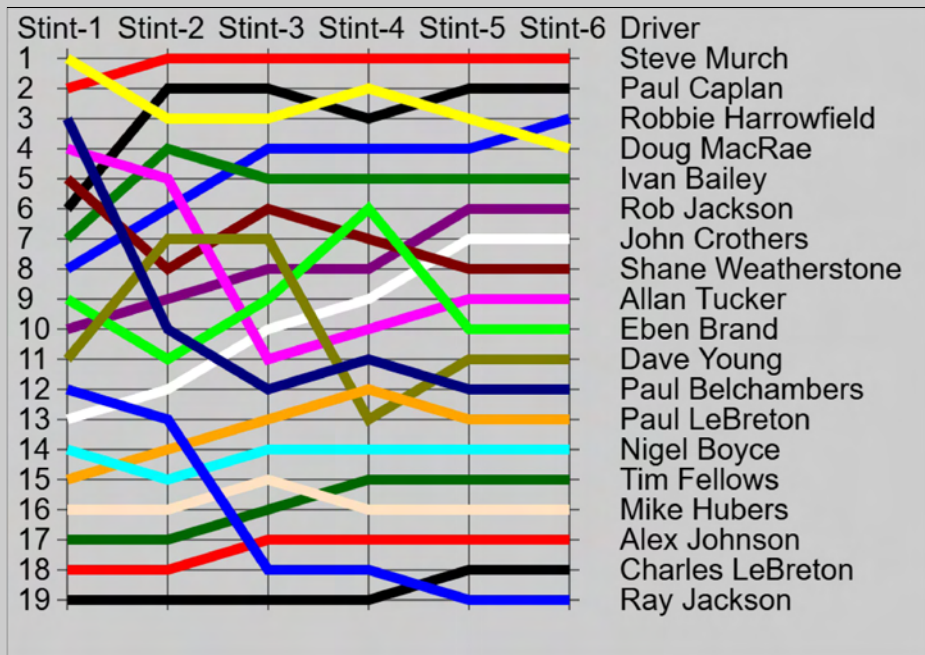


Henderson Miniature Motor Racing Club Incorporated NZ



Statistics: 6/09/2025 2:47:59 pm - NZSCA 24th Scale Nationals 2025 - Race development / - NZSCA LMP Production - Heat race (180 Sec)

Pos	Driver	Comment	Qualify result	Stint-1	Stint-2	Stint-3	Stint-4	Stint-5	Stint-6	Total Laps
1	Steve Murch		3.683 (3.690)	[2] 45.56 45.56	[1] 47.05 92.61	[1] 46.62 139.23	[1] 45.77 185.00	[1] 47.10 232.10	[1] 46.33 278.43	278.43
2	Paul Caplan		3.806 (3.817)	[6] 44.70 44.70	[2] 46.82 91.52	[2] 45.65 137.17	[3] 45.45 182.62	[2] 46.93 229.55	[2] 45.71 275.26	275.26
3	Robbie Harrowfield		3.755 (3.764)	[8] 44.29 44.29	[6] 44.12 88.41	[4] 46.75 135.16	[4] 46.43 181.59	[4] 45.57 227.16	[3] 46.73 273.89	273.89
4	Doug MacRae		3.805 (3.815)	[1] 46.93 46.93	[3] 43.98 90.91	[3] 45.36 136.27	[2] 46.74 183.01	[3] 46.38 229.39	[4] 43.54 272.93	272.93
5	Ivan Bailey		3.930 (3.943)	[7] 44.42 44.42	[4] 45.48 89.90	[5] 43.43 133.33	[5] 43.69 177.02	[5] 44.54 221.56	[5] 44.76 266.32	266.32
6	Rob Jackson		4.009 (4.010)	[10] 43.36 43.36	[9] 43.48 86.84	[8] 45.01 131.85	[8] 44.26 176.11	[6] 44.37 220.48	[6] 45.53 266.01	266.01
7	John Crothers		3.846 (3.860)	[13] 41.44 41.44	[12] 43.86 85.30	[10] 44.80 130.10	[9] 45.20 175.30	[7] 45.01 220.31	[7] 45.12 265.43	265.43
8	Shane Weatherstone		3.832 (3.839)	[5] 44.87 44.87	[8] 43.22 88.09	[6] 44.42 132.51	[7] 43.91 176.42	[8] 42.22 218.64	[8] 43.53 262.17	262.17
9	Allan Tucker		3.888 (3.891)	[4] 45.20 45.20	[5] 43.61 88.81	[11] 40.68 129.49	[10] 44.35 173.84	[9] 43.26 217.10	[9] 43.43 260.53	260.53
10	Eben Brand		3.749 (3.756)	[9] 43.47 43.47	[11] 42.10 85.57	[9] 44.89 130.46	[6] 46.09 176.55	[10] 38.36 214.91	[10] 45.33 260.24	260.24
11	Dave Young		4.006 (4.023)	[11] 43.31 43.31	[7] 44.84 88.15	[7] 43.84 131.99	[13] 31.60 163.59	[11] 45.77 209.36	[11] 44.05 253.41	253.41
12	Paul Belchambers		3.903 (3.917)	[3] 45.30 45.30	[10] 40.91 86.21	[12] 36.84 123.05	[11] 44.14 167.19	[12] 42.10 209.29	[12] 40.62 249.91	249.91
13	Paul LeBreton		4.082 (4.128)	[15] 39.64 39.64	[14] 40.98 80.62	[13] 41.13 121.75	[12] 42.47 164.22	[13] 37.97 202.19	[13] 40.59 242.78	242.78
14	Nigel Boyce		4.183 (4.187)	[14] 40.44 40.44	[15] 38.42 78.86	[14] 40.23 119.09	[14] 37.23 156.32	[14] 38.92 195.24	[14] 40.99 236.23	236.23
15	Tim Fellows		4.210 (4.214)	[17] 36.12 36.12	[17] 36.97 73.09	[16] 37.00 110.09	[15] 40.58 150.67	[15] 39.59 190.26	[15] 38.58 228.84	228.84
16	Mike Hubers		4.195 (4.205)	[16] 38.57 38.57	[16] 40.01 78.58	[15] 37.58 116.16	[16] 33.87 150.03	[16] 38.64 188.67	[16] 39.22 227.89	227.89
17	Alex Johnson		4.531 (4.538)	[18] 36.00 36.00	[18] 35.02 71.02	[17] 37.55 108.57	[17] 36.86 145.43	[17] 38.90 184.33	[17] 39.63 223.96	223.96
18	Charles LeBreton		4.472 (4.589)	[19] 33.00 33.00	[19] 30.99 63.99	[19] 0.00 63.00	[19] 30.00 93.99	[18] 36.28 130.27	[18] 36.94 167.21	167.21
19	Ray Jackson		4.047 (4.052)	[12] 41.58 41.58	[13] 42.15 83.73	[18] 7.26 90.99	[18] 16.00 106.99	[19] 0.00 106.00	[19] 0.00 106.00	106.99



This statistics shows the development of the race. It shows the race position, the stint result, and the accumulated result of each logical stint.

[Return to Results](#)