

2025 1/24th Scale New Zealand Championships

Henderson Miniature Motor Racing Club, Auckland

NEW ZEALAND SLOT CAR
ASSOCIATION INC.



Open Championship Overall Placings & Points:

Place:	Driver:	G12 Euro		G12 Wing		Open Euro		Total Points:
		Place:	Points:	Place:	Points:	Place:	Points:	
1	Paul Belchambers	2	47	5	43	1	50	140
2	Doug MacRae	3	45	1	50	7	41	136
3	Steve Murch	1	50	11	37	3	45	132
4*	Paul Caplan	6	42	6	42	2	47	131
5*	Ivan Bailey	4	44	4	44	5	43	131
6	Robbie Harrowfield	8	40	2	47	10	38	125
7	Dave Young	7	41	7	41	8	40	122
8	John Crothers	5	43	3	45	19	29	117
9	Allan Tucker	15	33	8	40	6	42	115
10	Eben Brand	11	37	16	32	4	44	113
11	Alex Johnson	14	34	10	38	11	37	109
12	Nigel Boyce	16	32	9	39	13	35	106
13	Mike Hubers	12	36	12	36	15	33	105
14*	Paul LeBreton	9	39	13	35	18	30	104
15*	Tim Fellows	10	38	14	34	16	32	104
16	Charles LeBreton	13	35	15	33	17	31	99
17	Rob Jackson	-	-	-	-	9	39	39
18	Ray Jackson	-	-	-	-	12	36	36
19	Shane Weatherstone	-	-	-	-	14	34	34

* tiebreak decided by highest race place

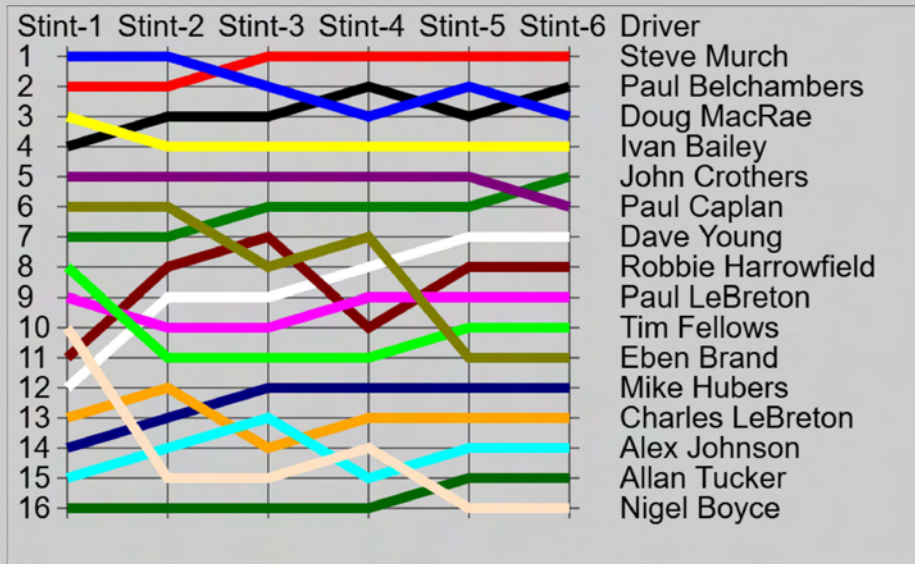


Henderson Miniature Motor Racing Club Incorporated NZ



Statistics: 6/09/2025 6:08:29 pm - NZSCA 24th Scale Nationals 2025 - Race development / - NZSCA G12 EURO GTP - Heat race (180 Sec)

Pos	Driver	Comment	Qualify result	Stint-1	Stint-2	Stint-3	Stint-4	Stint-5	Stint-6	Total Laps
1	Steve Murch		3.637 (3.638)	[2] 44.86 44.86	[2] 44.48 89.34	[1] 46.65 135.99	[1] 45.06 181.05	[1] 44.36 225.41	[1] 43.78 269.19	269.19
2	Paul Belchambers		3.575 (3.611)	[4] 43.08 43.08	[3] 43.42 86.50	[3] 45.80 132.30	[2] 45.42 177.72	[3] 44.28 222.00	[2] 46.26 268.26	268.26
3	Doug MacRae		3.591 (3.611)	[1] 46.59 46.59	[1] 44.24 90.83	[2] 43.02 133.85	[3] 43.04 176.89	[2] 46.68 223.57	[3] 43.06 266.63	266.63
4	Ivan Bailey		3.779 (3.782)	[3] 43.54 43.54	[4] 42.72 86.26	[4] 43.82 130.08	[4] 42.73 172.81	[4] 45.70 218.51	[4] 44.09 262.60	262.60
5	John Crothers		3.991 (3.999)	[7] 40.79 40.79	[7] 41.09 81.88	[6] 42.31 124.19	[6] 41.91 166.10	[6] 42.34 208.44	[5] 43.39 251.83	251.83
6	Paul Caplan		3.600 (3.654)	[5] 42.85 42.85	[5] 41.94 84.79	[5] 41.94 126.73	[5] 42.93 169.66	[5] 41.47 211.13	[6] 39.16 250.29	250.29
7	Dave Young		3.889 (3.928)	[12] 36.99 36.99	[9] 40.26 77.25	[9] 40.74 117.99	[8] 41.65 159.64	[7] 44.22 203.86	[7] 42.69 246.55	246.55
8	Robbie Harrowfield		3.801 (3.845)	[11] 37.07 37.07	[8] 43.51 80.58	[7] 43.31 123.89	[10] 27.10 150.99	[8] 42.77 193.76	[8] 42.45 236.21	236.21
9	Paul LeBreton		3.838 (3.884)	[9] 37.92 37.92	[10] 38.27 76.19	[10] 38.80 114.99	[9] 38.80 153.79	[9] 38.83 192.62	[9] 37.67 230.29	230.29
10	Tim Fellows		3.942 (4.000)	[8] 39.43 39.43	[11] 32.18 71.61	[11] 37.78 109.39	[11] 40.93 150.32	[10] 40.04 190.36	[10] 39.27 229.63	229.63
11	Eben Brand		4.000 (4.044)	[6] 41.34 41.34	[6] 41.24 82.58	[8] 40.54 123.12	[7] 39.23 162.35	[11] 24.39 186.74	[11] 41.82 228.56	228.56
12	Mike Hubers		4.397 (4.411)	[14] 31.82 31.82	[13] 35.41 67.23	[12] 37.29 104.52	[12] 35.95 140.47	[12] 36.11 176.58	[12] 35.27 211.85	211.85
13	Charles LeBreton		4.091 (4.169)	[13] 35.80 35.80	[12] 33.19 68.99	[14] 24.13 93.12	[13] 28.06 121.18	[13] 37.81 158.99	[13] 37.36 196.35	196.35
14	Alex Johnson		3.820 (3.860)	[15] 12.99 12.99	[14] 40.29 53.28	[13] 43.60 96.88	[15] 14.11 110.99	[14] 38.56 149.55	[14] 42.32 191.87	191.87
15	Allan Tucker		3.689 (3.812)	[16] 10.99 10.99	[16] 5.05 16.04	[16] 43.22 59.26	[16] 44.37 103.63	[15] 44.56 148.19	[15] 41.64 189.83	189.83
16	Nigel Boyce		4.385 (4.391)	[10] 37.54 37.54	[15] 7.58 45.12	[15] 35.48 80.60	[14] 36.10 116.70	[16] 16.61 133.31	[16] 35.08 168.39	168.39



This statistics shows the development of the race.
It shows the race position, the stint result, and the accumulated result of each logical stint.

[Return to Results](#)

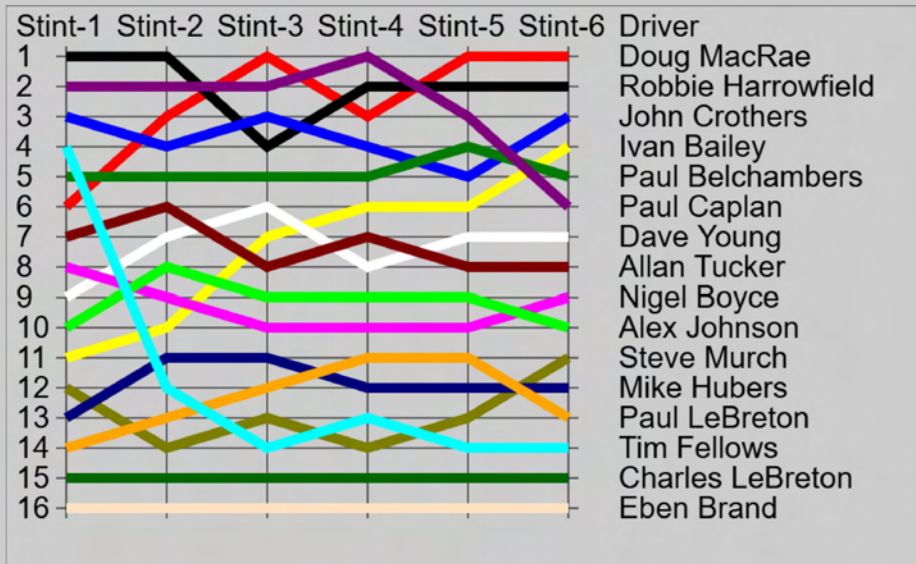


Henderson Miniature Motor Racing Club Incorporated NZ



Statistics: 7/09/2025 11:17:27 am - NZSCA 24th Scale Nationals 2025 - Race development / - NZSCA G12 WING Open - Heat race (180 Sec)

Pos	Driver	Comment	Qualify result	Stint-1	Stint-2	Stint-3	Stint-4	Stint-5	Stint-6	Total Laps
1	Doug MacRae		3.267 (3.288)	[6] 46.06 46.06	[3] 49.10 95.16	[1] 48.78 143.94	[3] 47.85 191.79	[1] 47.79 239.58	[1] 47.75 287.33	287.33
2	Robbie Harrowfield		3.377 (3.387)	[11] 49.92 49.92	[1] 48.32 98.24	[4] 44.51 142.75	[2] 50.07 192.82	[2] 44.47 237.29	[2] 43.57 280.86	280.86
3	John Crothers		3.298 (3.304)	[3] 47.30 47.30	[4] 46.81 94.11	[3] 48.90 143.01	[4] 45.88 188.89	[5] 43.04 231.93	[3] 46.03 277.96	277.96
4	Ivan Bailey		3.406 (3.419)	[11] 43.16 43.16	[10] 43.83 86.99	[7] 48.99 135.98	[6] 46.40 182.38	[6] 45.61 227.99	[4] 49.29 277.28	277.28
5	Paul Belchambers		3.172 (3.172)	[5] 46.26 46.26	[5] 45.40 91.66	[5] 47.04 138.70	[5] 49.02 187.72	[4] 44.61 232.33	[5] 42.82 275.15	275.15
6	Paul Caplan		3.289 (3.307)	[2] 47.41 47.41	[2] 48.63 96.04	[2] 47.09 143.13	[1] 49.95 193.08	[3] 41.63 234.71	[6] 40.24 274.95	274.95
7	Dave Young		3.541 (3.583)	[9] 44.22 44.22	[7] 46.43 90.65	[6] 46.35 137.00	[8] 44.19 181.19	[7] 45.62 226.81	[7] 47.37 274.18	274.18
8	Allan Tucker		3.608 (3.640)	[7] 45.31 45.31	[6] 46.12 91.43	[8] 43.93 135.36	[7] 46.12 181.48	[8] 43.84 225.32	[8] 42.54 267.86	267.86
9	Nigel Boyce		3.777 (3.781)	[8] 44.49 44.49	[9] 43.16 87.65	[10] 39.20 126.85	[10] 45.29 172.14	[10] 43.05 215.19	[9] 43.92 259.11	259.11
10	Alex Johnson		3.486 (3.582)	[10] 43.35 43.35	[8] 44.72 88.07	[9] 43.20 131.27	[9] 45.96 177.23	[9] 42.49 219.72	[10] 34.48 254.20	254.20
11	Steve Murch		3.344 (3.382)	[12] 40.99 40.99	[14] 38.25 79.24	[13] 42.52 121.76	[14] 37.41 159.17	[13] 46.94 206.11	[11] 46.78 252.89	252.89
12	Mike Hubers		3.983 (4.006)	[13] 40.04 40.04	[11] 44.55 84.59	[11] 41.41 126.00	[12] 37.32 163.32	[12] 42.85 206.17	[12] 43.56 249.73	249.73
13	Paul LeBreton		3.490 (3.556)	[14] 37.34 37.34	[13] 42.17 79.51	[12] 45.06 124.57	[11] 40.05 164.62	[11] 42.47 207.09	[13] 42.46 249.55	249.55
14	Tim Fellows		3.443 (3.509)	[4] 47.04 47.04	[12] 37.49 84.53	[14] 34.75 119.28	[13] 41.23 160.51	[14] 39.81 200.32	[14] 40.60 240.92	240.92
15	Charles LeBreton		4.052 (4.080)	[15] 35.99 35.99	[15] 26.61 62.60	[15] 40.76 103.36	[15] 39.28 142.64	[15] 39.67 182.31	[15] 40.54 222.85	222.85
16	Eben Brand		3.540 (3.554)	[16] 7.10 7.10	[16] 26.89 33.99	[16] 0.00 33.00	[16] 45.04 79.03	[16] 13.96 92.99	[16] 0.00 92.00	92.99



This statistics shows the development of the race.
It shows the race position, the stint result, and the accumulated result of each logical stint.

[Return to Results](#)

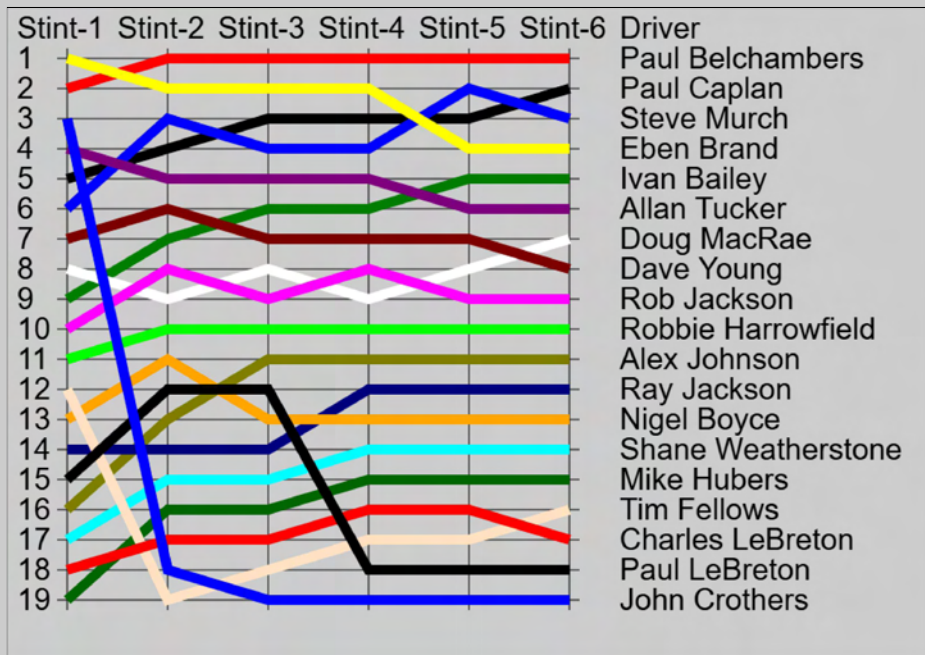


Henderson Miniature Motor Racing Club Incorporated NZ



Statistics: 7/09/2025 3:32:29 pm - NZSCA 24th Scale Nationals 2025 - Race development / - NZSCA ES24 EURO Open - Heat race (180 Sec)

Pos	Driver	Comment	Qualify result	Stint-1	Stint-2	Stint-3	Stint-4	Stint-5	Stint-6	Total Laps
1	Paul Belchambers		3.144 (3.151)	[2] 52.60 52.60	[1] 53.65 106.25	[1] 49.98 156.23	[1] 55.72 211.95	[1] 51.55 263.50	[1] 49.65 313.15	313.15
2	Paul Caplan		3.255 (3.269)	[5] 51.60 51.60	[4] 48.98 100.58	[3] 51.10 151.68	[3] 51.32 203.00	[3] 50.06 253.06	[2] 53.99 307.05	307.05
3	Steve Murch		3.123 (3.155)	[6] 49.16 49.16	[3] 53.57 102.73	[4] 45.75 148.48	[4] 51.52 200.00	[2] 54.64 254.64	[3] 52.14 306.78	306.78
4	Eben Brand		3.137 (3.143)	[1] 53.00 53.00	[2] 49.77 102.77	[2] 50.56 153.33	[2] 50.25 203.58	[4] 47.05 250.63	[4] 45.03 295.66	295.66
5	Ivan Bailey		3.420 (3.437)	[9] 46.59 46.59	[7] 47.18 93.77	[6] 50.88 144.65	[6] 49.59 194.24	[5] 51.79 246.03	[5] 46.15 292.18	292.18
6	Allan Tucker		3.377 (3.492)	[4] 52.00 52.00	[5] 47.89 99.89	[5] 47.67 147.56	[5] 48.39 195.95	[6] 48.46 244.41	[6] 45.69 290.10	290.10
7	Doug MacRae		3.160 (3.197)	[8] 48.04 48.04	[9] 42.35 90.39	[8] 52.88 143.27	[9] 37.72 180.99	[8] 50.82 231.81	[7] 53.45 285.26	285.26
8	Dave Young		3.595 (3.619)	[7] 48.72 48.72	[6] 47.49 96.21	[7] 48.24 144.45	[7] 44.54 188.99	[7] 47.49 236.48	[8] 46.68 283.16	283.16
9	Rob Jackson		3.727 (3.833)	[10] 46.09 46.09	[8] 44.37 90.46	[9] 46.34 136.80	[8] 46.87 183.67	[9] 42.90 226.57	[9] 45.67 272.24	272.24
10	Robbie Harrowfield		3.573 (3.604)	[11] 44.86 44.86	[10] 43.45 88.31	[10] 42.57 130.88	[10] 36.11 166.99	[10] 44.01 211.00	[10] 45.95 256.95	256.95
11	Alex Johnson		3.714 (3.719)	[16] 39.59 39.59	[13] 40.01 79.60	[11] 43.39 122.99	[11] 41.49 164.48	[11] 42.01 206.49	[11] 42.09 248.58	248.58
12	Ray Jackson		4.039 (4.068)	[14] 42.03 42.03	[14] 36.68 78.71	[14] 38.15 116.86	[12] 43.47 160.33	[12] 42.07 202.40	[12] 39.82 242.22	242.22
13	Nigel Boyce		4.029 (4.163)	[13] 42.58 42.58	[11] 41.48 84.06	[13] 36.35 120.41	[13] 36.58 156.99	[13] 42.37 199.36	[13] 42.56 241.92	241.92
14	Shane Weatherstone.		3.962 (4.057)	[17] 38.32 38.32	[15] 38.69 77.01	[15] 37.78 114.79	[14] 40.33 155.12	[14] 39.66 194.78	[14] 39.41 234.19	234.19
15	Mike Hubers		3.734 (3.766)	[19] 32.20 32.20	[16] 44.29 76.49	[16] 37.05 113.54	[15] 35.92 149.46	[15] 41.81 191.27	[15] 41.92 233.19	233.19
16	Tim Fellows		3.894 (3.898)	[12] 42.61 42.61	[19] 13.26 55.87	[18] 41.62 97.49	[17] 40.66 138.15	[17] 41.97 180.12	[16] 40.79 220.91	220.91
17	Charles LeBreton		4.322 (4.322)	[18] 35.26 35.26	[17] 35.07 70.33	[17] 38.05 108.38	[16] 35.61 143.99	[16] 36.58 180.57	[17] 36.32 216.89	216.89
18	Paul LeBreton		3.778 (3.802)	[15] 40.70 40.70	[12] 41.66 82.36	[12] 40.59 122.95	[18] 7.04 129.99	[18] 3.00 132.99	[18] 0.00 132.00	132.99
19	John Crothers		3.255 (3.259)	[3] 52.11 52.11	[18] 4.88 56.99	[19] 0.00 56.00	[19] 0.00 56.00	[19] 0.00 56.00	[19] 0.00 56.00	56.99



This statistics shows the development of the race. It shows the race position, the stint result, and the accumulated result of each logical stint.

[Return to Results](#)