

# 2026 NZSCA 1/32<sup>nd</sup> scale Class 3 New Zealand Championship

Wellington Slot Car Club Porirua

NEW ZEALAND SLOT CAR  
ASSOCIATION INC.



## Overall Points and Placings Class 3

Driver	Intro32 Saloon				Intro32 LMP				Intro32 GTP				Production F1				Overall Placing	
	Race 1	Race 2	Total	Placing	Race 1	Race 2	Total	Placing	Race 1	Race 2	Total	Placing	Race 1	Race 2	Total	Placing	Total Points	Placing
Chris Dillon	25.0	25.0	50.0	1	23.5	25.0	48.5	1	23.5	22.5	46.0	2	25.0	25.0	50.0	1	194.5	1
Paul Belchambers	23.5	22.0	45.5	2	25.0	22.5	47.5	2	22.5	23.5	46.0	3	22.0	23.5	45.5	3	184.5	2
Allan Tucker	21.5	21.5	43.0	5	21.0	23.5	44.5	3	25.0	25.0	50.0	1	22.5	21.0	43.5	4	181.0	3
Eben Brand	22.5	22.5	45.0	4	22.5	21.5	44.0	4	22.0	22.0	44.0	4	23.5	22.5	46.0	2	179.0	4
Alex Johnson	22.0	23.5	45.5	3	21.5	21.0	42.5	6	21.0	21.0	42.0	6	20.0	22.0	42.0	5	172.0	5
Tim Fellows	21.0	21.0	42.0	6	22.0	22.0	44.0	5	21.5	21.5	43.0	5	21.0	20.0	41.0	6	170.0	6

*Tiebreaker is the highest race placing. If placings are the same tiebreaker is highest total laps.*

### Special Awards 2026

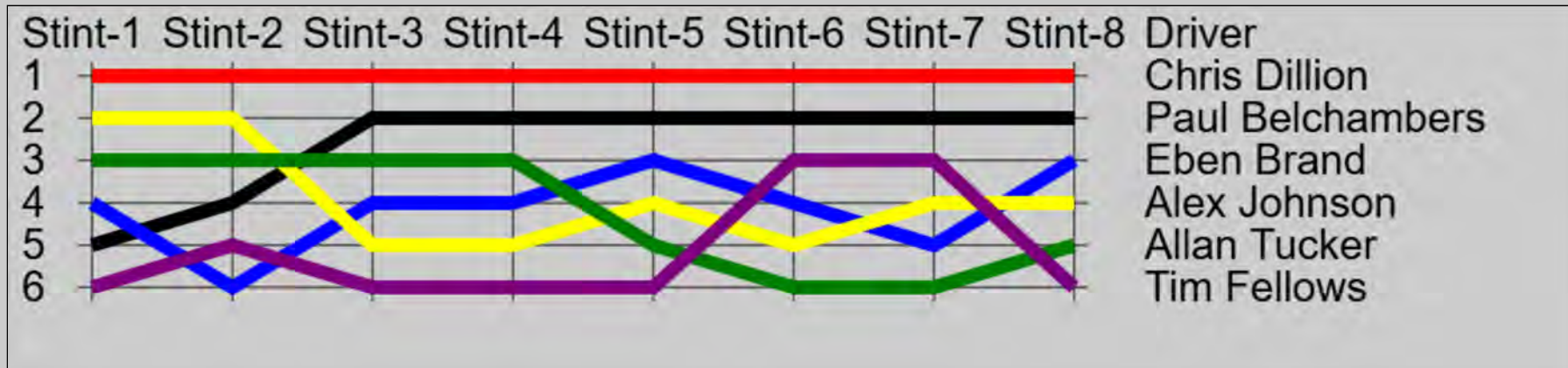
**Graeme Mitchell Memorial Constructors Trophy:** Paul Belchambers

**New Zealand 32nd Scale Concours d'Elegance:** Alex Johnson



Statistics: 5/06/2026 3:58:09 PM - NZSCA 32nd Nats 2026 - Race development / - Intro 32 SALOON Race 1 - Heat race (180 Sec)

Pos	Driver	Comment	Qualify result	Stint-1	Stint-2	Stint-3	Stint-4	Stint-5	Stint-6	Stint-7	Stint-8	Total Laps
1	Chris Dillion		<b>6.212 ( 6.220)</b>	<b>[1] 27.51</b> 27.51	<b>[1] 27.09</b> 54.60	<b>[1] 27.72</b> 82.32	<b>[1] 25.77</b> 108.09	<b>[1] 25.93</b> 134.02	<b>[1] 27.47</b> 161.49	<b>[1] 27.80</b> 189.29	<b>[1] 27.23</b> 216.52	<b>216.52</b>
2	Paul Belchambers		6.586 ( 6.602)	[5] 25.26 25.26	[4] 26.82 52.08	[2] 26.79 78.87	[2] 26.18 105.05	[2] 25.25 130.30	[2] 25.40 155.70	[2] 27.13 182.83	[2] 26.37 209.20	209.20
3	Eben Brand		6.647 ( 6.653)	[4] 25.37 25.37	[6] 24.19 49.56	[4] 27.55 77.11	[4] 23.63 100.74	[3] 25.26 126.00	[4] 23.88 149.88	[5] 25.74 175.62	[3] 27.30 202.92	202.92
4	Alex Johnson		6.400 ( 6.456)	[2] 27.00 27.00	[2] 25.69 52.69	[5] 23.63 76.32	[5] 23.78 100.10	[4] 25.16 125.26	[5] 23.52 148.78	[4] 27.22 176.00	[4] 26.90 202.90	202.90
5	Allan Tucker		6.312 ( 6.318)	[3] 26.23 26.23	[3] 26.35 52.58	[3] 26.12 78.70	[3] 24.34 103.04	[5] 21.96 125.00	[6] 23.13 148.13	[6] 25.30 173.43	[5] 27.15 200.58	200.58
6	Tim Fellows		6.702 ( 6.706)	[6] 24.99 24.99	[5] 25.06 50.05	[6] 24.74 74.79	[6] 22.86 97.65	[6] 25.62 123.27	[3] 26.65 149.92	[3] 26.14 176.06	[6] 22.89 198.95	198.95

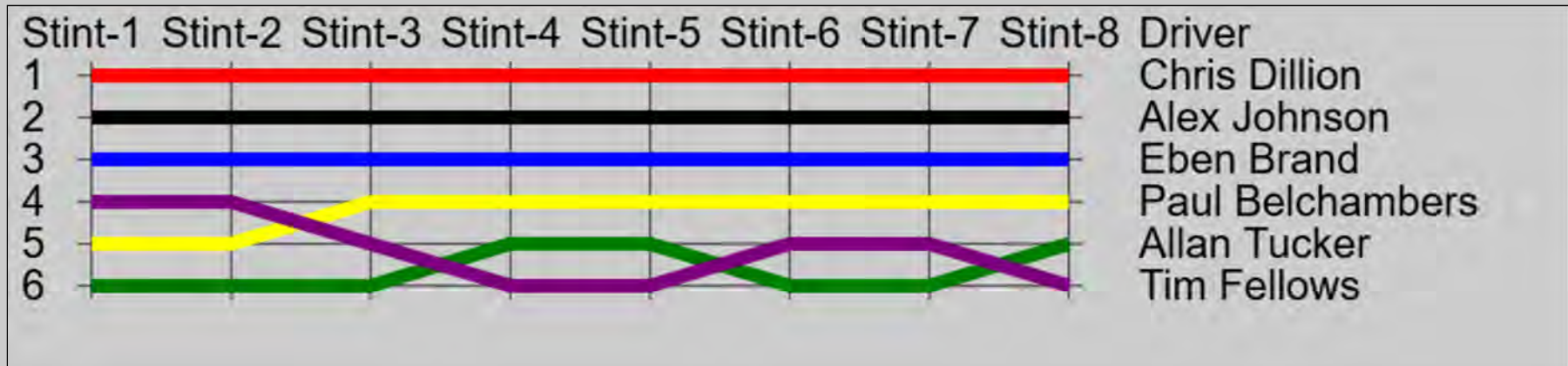


This statistics shows the development of the race.  
It shows the race position, the stint result, and the accumulated result of each logical stint.



Statistics: 5/06/2026 5:50:18 PM - NZSCA 32nd Nats 2026 - Race development / - Intro 32 SALOON Race 2 - Heat race (180 Sec)

Pos	Driver	Comment	Stint-1	Stint-2	Stint-3	Stint-4	Stint-5	Stint-6	Stint-7	Stint-8	Total Laps
1	Chris Dillion		[1] 28.15 28.15	[1] 27.61 55.76	[1] 26.98 82.74	[1] 26.68 109.42	[1] 27.18 136.60	[1] 27.83 164.43	[1] 27.43 191.86	[1] 27.35 219.21	219.21
2	Alex Johnson		[2] 26.52 26.52	[2] 26.93 53.45	[2] 27.29 80.74	[2] 25.02 105.76	[2] 25.45 131.21	[2] 24.92 156.13	[2] 25.87 182.00	[2] 27.26 209.26	209.26
3	Eben Brand		[3] 26.10 26.10	[3] 26.89 52.99	[3] 26.38 79.37	[3] 25.60 104.97	[3] 24.02 128.99	[3] 25.52 154.51	[3] 27.30 181.81	[3] 26.89 208.70	208.70
4	Paul Belchambers		[5] 25.53 25.53	[5] 24.93 50.46	[4] 26.39 76.85	[4] 25.63 102.48	[4] 25.14 127.62	[4] 24.78 152.40	[4] 26.99 179.39	[4] 26.56 205.95	205.95
5	Allan Tucker		[6] 25.49 25.49	[6] 23.89 49.38	[6] 25.85 75.23	[5] 26.39 101.62	[5] 25.57 127.19	[6] 23.33 150.52	[6] 25.54 176.06	[5] 26.45 202.51	202.51
6	Tim Fellows		[4] 25.63 25.63	[4] 25.44 51.07	[5] 25.21 76.28	[6] 24.98 101.26	[6] 24.34 125.60	[5] 26.00 151.60	[5] 24.93 176.53	[6] 23.95 200.48	200.48

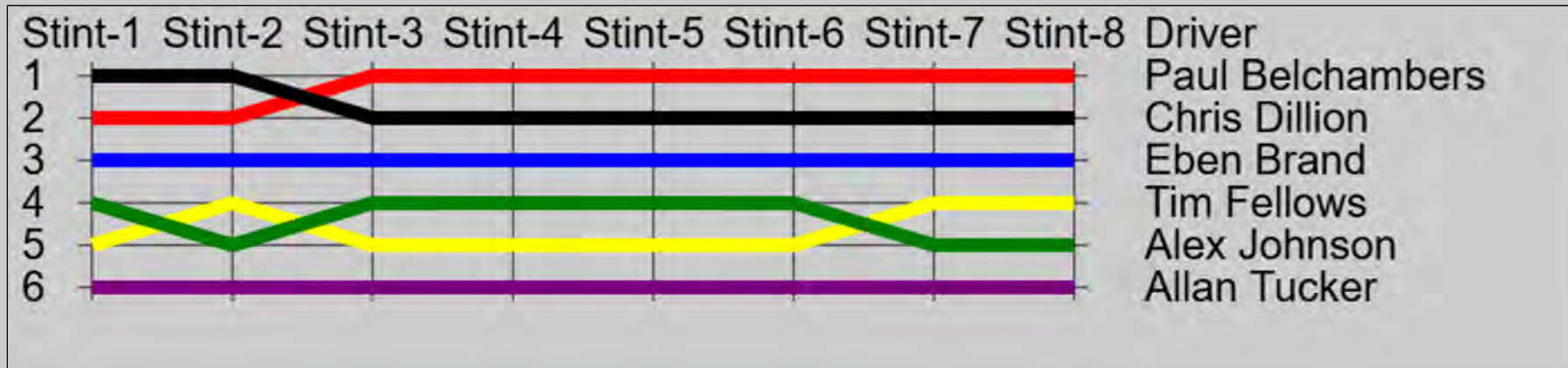


This statistics shows the development of the race.  
It shows the race position, the stint result, and the accumulated result of each logical stint.



Statistics: 5/06/2026 8:35:14 PM - NZSCA 32nd Nats 2026 - Race development / - Intro 32 LMP Race 1 - Heat race (180 Sec)

Pos	Driver	Comment	Qualify result	Stint-1	Stint-2	Stint-3	Stint-4	Stint-5	Stint-6	Stint-7	Stint-8	Total Laps
1	Paul Belchambers		<b>6.029 ( 6.073)</b>	[2] 27.12 27.12	[2] 28.88 56.00	[1] <b>28.71</b> <b>84.71</b>	[1] <b>26.88</b> <b>111.59</b>	[1] <b>27.41</b> <b>139.00</b>	[1] <b>28.29</b> <b>167.29</b>	[1] <b>28.63</b> <b>195.92</b>	[1] <b>28.29</b> <b>224.21</b>	<b>224.21</b>
2	Chris Dillion		6.197 ( 6.251)	[1] <b>27.68</b> <b>27.68</b>	[1] <b>28.67</b> <b>56.35</b>	[2] 26.56 82.91	[2] 26.83 109.74	[2] 28.19 137.93	[2] 28.07 166.00	[2] 27.65 193.65	[2] 27.74 221.39	221.39
3	Eben Brand		6.172 ( 6.215)	[3] 27.10 27.10	[3] 27.00 54.10	[3] 27.91 82.01	[3] 27.27 109.28	[3] 26.85 136.13	[3] 26.57 162.70	[3] 26.97 189.67	[3] 28.51 218.18	218.18
4	Tim Fellows		6.268 ( 6.275)	[5] 26.37 26.37	[4] 26.88 53.25	[5] 26.69 79.94	[5] 25.17 105.11	[5] 25.48 130.59	[5] 26.74 157.33	[4] 27.93 185.26	[4] 26.27 211.53	211.53
5	Alex Johnson		6.328 ( 6.354)	[4] 26.89 26.89	[5] 26.25 53.14	[4] 27.22 80.36	[4] 26.53 106.89	[4] 25.27 132.16	[4] 26.07 158.23	[5] 26.19 184.42	[5] 27.06 211.48	211.48
6	Allan Tucker		6.560 ( 6.560)	[6] 26.15 26.15	[6] 25.85 52.00	[6] 20.99 72.99	[6] 13.39 86.38	[6] 8.61 94.99	[6] 10.89 105.88	[6] 26.80 132.68	[6] 27.32 160.00	160



This statistics shows the development of the race.  
It shows the race position, the stint result, and the accumulated result of each logical stint.

## LAPMASTER RESULTS PENDING

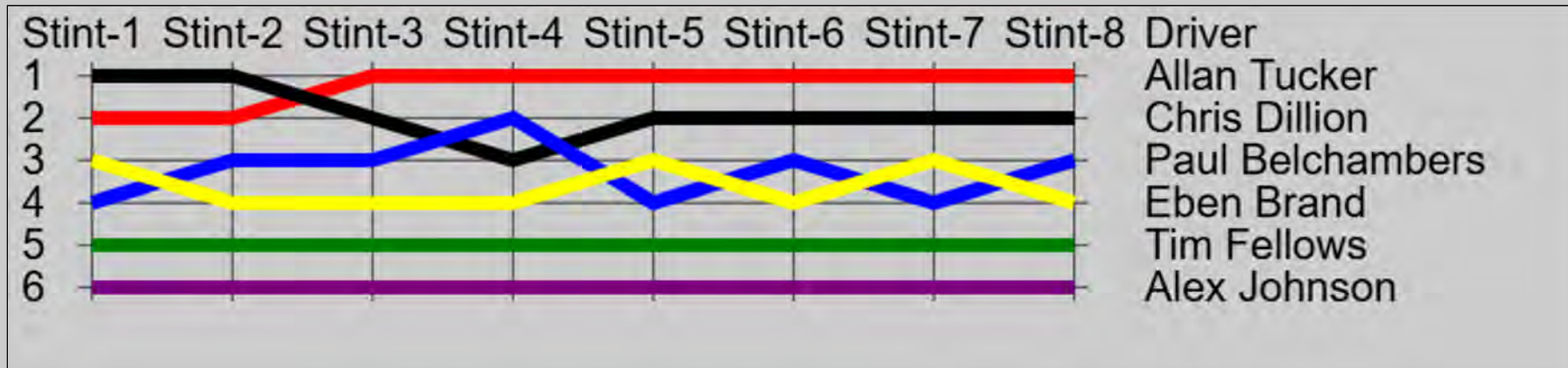
Statistics: 6/06/2026 9:18:04 AM - NZSCA 32nd Nats 2026 - Race development / - Intro 32 LMP Race 2 - Heat race (180 Sec)

1	Chris Dillon	226.92
2	Allan Tucker	224.17
3	Paul Belchambers	223.89
4	Tim Fellows	219.40
5	Eben Brand	218.00
6	Alex Johnson	204.40



Statistics: 6/06/2026 11:27:27 AM - NZSCA 32nd Nats 2026 - Race development / - Class 3 GTP Heat 1 - Heat race (180 Sec)

Pos	Driver	Comment	Qualify result	Stint-1	Stint-2	Stint-3	Stint-4	Stint-5	Stint-6	Stint-7	Stint-8	Total Laps
1	Allan Tucker		6.006 ( 6.079)	[2] 28.42 28.42	[2] 28.84 57.26	[1] 29.52 86.78	[1] 29.51 116.29	[1] 28.58 144.87	[1] 28.76 173.63	[1] 29.32 202.95	[1] 29.60 232.55	232.55
2	Chris Dillion		6.013 ( 6.025)	[1] 29.27 29.27	[1] 29.10 58.37	[2] 28.41 86.78	[3] 26.53 113.31	[2] 27.36 140.67	[2] 29.23 169.90	[2] 28.97 198.87	[2] 28.03 226.90	226.90
3	Paul Belchambers		<b>5.993 ( 6.017)</b>	[4] 27.83 27.83	[3] 29.29 57.12	[3] 28.44 85.56	[2] 27.94 113.50	[4] 25.20 138.70	[3] 28.12 166.82	[4] 28.45 195.27	[3] 28.41 223.68	223.68
4	Eben Brand		6.199 ( 6.250)	[3] 27.84 27.84	[4] 29.08 56.92	[4] 27.86 84.78	[4] 27.58 112.36	[3] 26.49 138.85	[4] 27.93 166.78	[3] 29.12 195.90	[4] 27.62 223.52	223.52
5	Tim Fellows		6.278 ( 6.430)	[5] 27.43 27.43	[5] 26.45 53.88	[5] 27.29 81.17	[5] 28.48 109.65	[5] 27.01 136.66	[5] 25.33 161.99	[5] 24.16 186.15	[5] 27.66 213.81	213.81
6	Alex Johnson		6.398 ( 6.405)	[6] 26.37 26.37	[6] 27.11 53.48	[6] 25.66 79.14	[6] 24.88 104.02	[6] 26.43 130.45	[6] 27.94 158.39	[6] 27.02 185.41	[6] 26.25 211.66	211.66

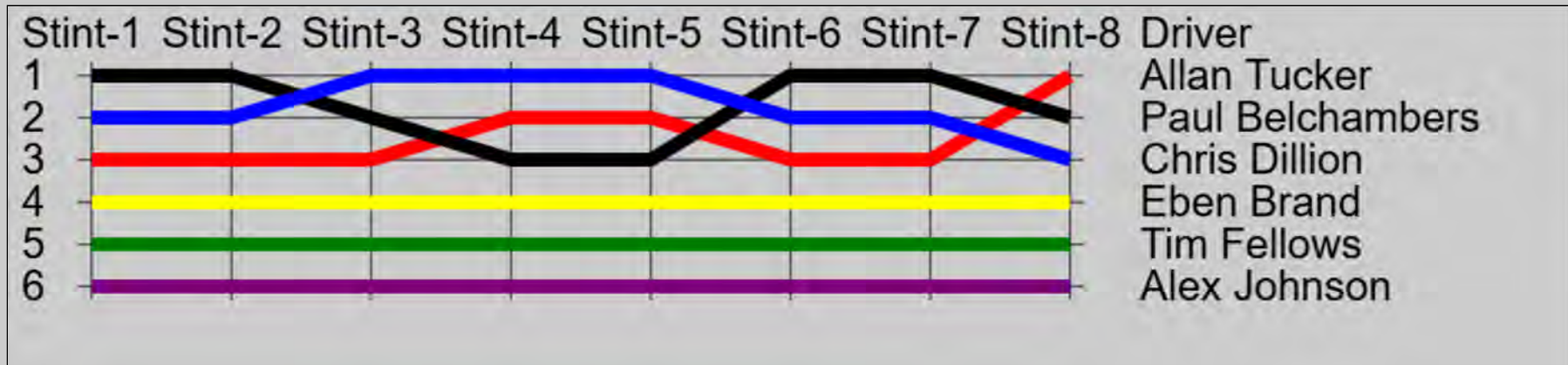


This statistics shows the development of the race.  
It shows the race position, the stint result, and the accumulated result of each logical stint.



Statistics: 6/06/2026 1:51:23 PM - NZSCA 32nd Nats 2026 - Race development / - Class 3 GTP Heat 2 - Heat race (180 Sec)

Pos	Driver	Comment	Stint-1	Stint-2	Stint-3	Stint-4	Stint-5	Stint-6	Stint-7	Stint-8	Total Laps
1	Allan Tucker		[3] 28.47 28.47	[3] 28.97 57.44	[3] 29.12 86.56	[2] 28.84 115.40	[2] 28.04 143.44	[3] 28.56 172.00	[3] 28.91 200.91	[1] 29.61 <b>230.52</b>	<b>230.52</b>
2	Paul Belchambers		[1] 29.45 <b>29.45</b>	[1] 29.38 <b>58.83</b>	[2] 27.89 86.72	[3] 27.75 114.47	[3] 28.94 143.41	[1] 29.85 <b>173.26</b>	[1] 28.80 <b>202.06</b>	[2] 28.40 230.46	230.46
3	Chris Dillion		[2] 28.80 28.80	[2] 28.79 57.59	[1] 29.52 <b>87.11</b>	[1] 28.96 <b>116.07</b>	[1] 28.37 <b>144.44</b>	[2] 27.72 172.16	[2] 28.84 201.00	[3] 29.40 230.40	230.40
4	Eben Brand		[4] 27.67 27.67	[4] 28.99 56.66	[4] 28.99 85.65	[4] 26.69 112.34	[4] 27.77 140.11	[4] 28.35 168.46	[4] 29.19 197.65	[4] 28.75 226.40	226.40
5	Tim Fellows		[5] 27.49 27.49	[5] 27.34 54.83	[5] 27.10 81.93	[5] 26.15 108.08	[5] 27.32 135.40	[5] 27.44 162.84	[5] 26.66 189.50	[5] 28.06 217.56	217.56
6	Alex Johnson		[6] 25.63 25.63	[6] 26.00 51.63	[6] 5.36 56.99	[6] 13.08 70.07	[6] 0.00 70.00	[6] 0.00 70.00	[6] 26.38 96.45	[6] 24.10 120.55	120.55




This statistics shows the development of the race.  
It shows the race position, the stint result, and the accumulated result of each logical stint.



Statistics: 6/06/2026 4:35:26 PM - NZSCA 32nd Nats 2026 - Race development / - Class 3 F1 Heat 1 - Heat race (180 Sec)

Pos	Driver	Comment	Qualify result	Stint-1	Stint-2	Stint-3	Stint-4	Stint-5	Stint-6	Stint-7	Stint-8	Total Laps
1	Chris Dillion		<b>6.300 ( 6.341)</b>	[3] 26.43 26.43	[1] 27.77 <b>54.20</b>	[1] 26.70 <b>80.90</b>	[1] 27.18 <b>108.08</b>	[1] 26.20 <b>134.28</b>	[1] 24.83 <b>159.11</b>	[1] 26.67 <b>185.78</b>	[1] 26.90 <b>212.68</b>	<b>212.68</b>
2	Eben Brand		6.592 ( 6.615)	[1] 26.99 <b>26.99</b>	[2] 26.58 53.57	[2] 26.37 79.94	[2] 26.70 106.64	[2] 25.50 132.14	[2] 25.91 158.05	[2] 25.88 183.93	[2] 25.50 209.43	209.43
3	Allan Tucker		6.301 ( 6.427)	[2] 26.99 26.99	[3] 26.01 53.00	[4] 25.69 78.69	[3] 25.30 103.99	[3] 25.87 129.86	[3] 26.65 156.51	[3] 25.25 181.76	[3] 26.04 207.80	207.80
4	Paul Belchambers		6.676 ( 6.790)	[5] 25.00 25.00	[6] 24.60 49.60	[5] 27.01 76.61	[4] 27.02 103.63	[4] 25.36 128.99	[4] 25.01 154.00	[4] 26.00 180.00	[4] 26.52 206.52	206.52
5	Tim Fellows		6.713 ( 6.732)	[6] 24.22 24.22	[5] 25.83 50.05	[6] 25.95 76.00	[5] 25.67 101.67	[5] 23.74 125.41	[5] 26.79 152.20	[5] 25.13 177.33	[5] 25.67 203.00	203
6	Alex Johnson		6.500 ( 6.502)	[4] 26.19 26.19	[4] 26.40 52.59	[3] 26.18 78.77	[6] 17.22 95.99	[6] 23.79 119.78	[6] 22.78 142.56	[6] 25.65 168.21	[6] 25.47 193.68	193.68

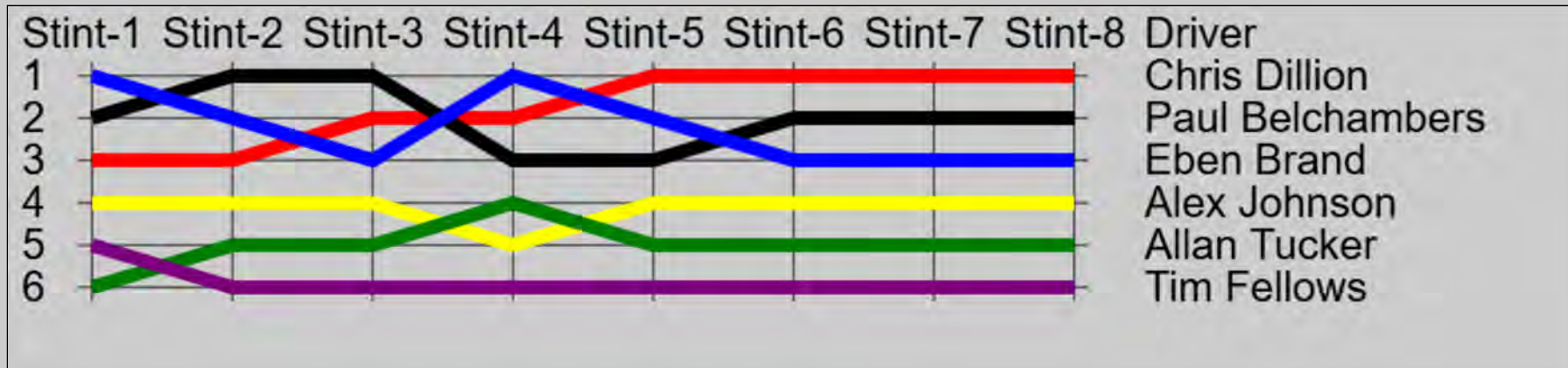


This statistics shows the development of the race.  
It shows the race position, the stint result, and the accumulated result of each logical stint.



Statistics: 6/06/2026 6:34:46 PM - NZSCA 32nd Nats 2026 - Race development / - Class 3 F1 Heat 2 - Heat race (180 Sec)

Pos	Driver	Comment	Stint-1	Stint-2	Stint-3	Stint-4	Stint-5	Stint-6	Stint-7	Stint-8	Total Laps
1	Chris Dillion		[3] 26.21 26.21	[3] 27.25 53.46	[2] 27.54 81.00	[2] 26.99 107.99	[1] 26.47 134.46	[1] 27.39 161.85	[1] 27.16 189.01	[1] 27.39 216.40	216.40
2	Paul Belchambers		[2] 26.45 26.45	[1] 27.45 53.90	[1] 27.50 81.40	[3] 26.18 107.58	[3] 25.91 133.49	[2] 27.17 160.66	[2] 26.61 187.27	[2] 26.93 214.20	214.20
3	Eben Brand		[1] 27.55 27.55	[2] 26.10 53.65	[3] 27.17 80.82	[1] 27.27 108.09	[2] 26.17 134.26	[3] 24.73 158.99	[3] 26.82 185.81	[3] 26.10 211.91	211.91
4	Alex Johnson		[4] 25.83 25.83	[4] 26.68 52.51	[4] 25.29 77.80	[5] 25.33 103.13	[4] 26.55 129.68	[4] 26.06 155.74	[4] 26.69 182.43	[4] 25.97 208.40	208.40
5	Allan Tucker		[6] 24.67 24.67	[5] 26.77 51.44	[5] 25.85 77.29	[4] 26.44 103.73	[5] 25.47 129.20	[5] 26.54 155.74	[5] 26.52 182.26	[5] 26.02 208.28	208.28
6	Tim Fellows		[5] 25.23 25.23	[6] 24.91 50.14	[6] 26.10 76.24	[6] 26.17 102.41	[6] 26.47 128.88	[6] 16.33 145.21	[6] 20.78 165.99	[6] 25.73 191.72	191.72



This statistics shows the development of the race.  
It shows the race position, the stint result, and the accumulated result of each logical stint.

# 2026 NZSCA 1/32<sup>nd</sup> scale Class 1 New Zealand Championship

Wellington Slot Car Club Porirua

NEW ZEALAND SLOT CAR  
ASSOCIATION INC.



## Overall Points and Placings Class 1

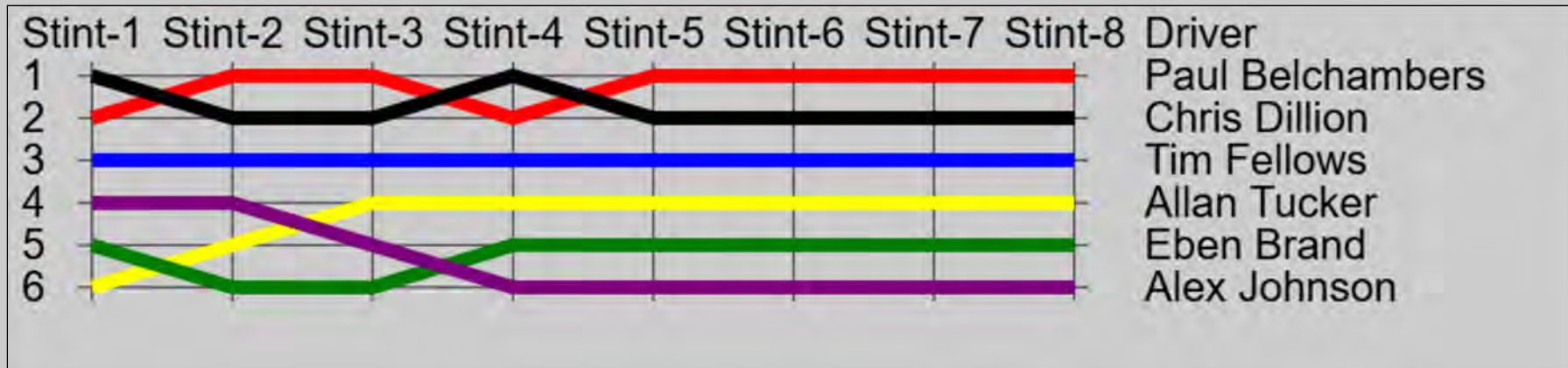
Driver	Saloon		Sports GT		Grand Prix		Overall Placing	
	Points	Placing	Points	Placing	Points	Placing	Total Points	Placing
Paul Belchambers	50	1	47	2	50	1	147	1
Chris Dillon	47	2	50	1	47	2	144	2
Allan Tucker	44	4	44	4	45	3	133	3
Tim Fellows	45	3	43	5	43	5	131	4
Alex Johnson	42	6	45	3	42	6	129	5
Eben Brand	43	5	42	6	44	4	129	6

*Tiebreaker is the highest race placing. If placings are the same tiebreaker is a coin toss.*



Statistics: 7/06/2026 11:14:11 AM - 1/32nd Nationals 2026 - Race development / - Class 1 Saloon - Heat race (180 Sec)

Pos	Driver	Comment	Qualify result	Stint-1	Stint-2	Stint-3	Stint-4	Stint-5	Stint-6	Stint-7	Stint-8	Total Laps
1	Paul Belchambers		<b>5.861 ( 5.895)</b>	[2] 29.06 29.06	[1] 30.29 <b>59.35</b>	[1] 30.33 <b>89.68</b>	[2] 28.02 117.70	[1] 28.17 <b>145.87</b>	[1] 30.10 <b>175.97</b>	[1] 29.24 <b>205.21</b>	[1] 28.59 <b>233.80</b>	<b>233.80</b>
2	Chris Dillion		5.885 ( 5.908)	[1] 29.18 <b>29.18</b>	[2] 28.40 57.58	[2] 30.30 87.88	[1] 29.89 <b>117.77</b>	[2] 27.29 145.06	[2] 27.53 172.59	[2] 28.76 201.35	[2] 29.75 231.10	231.10
3	Tim Fellows		6.094 ( 6.204)	[3] 27.34 27.34	[3] 29.57 56.91	[3] 29.61 86.52	[3] 28.42 114.94	[3] 28.05 142.99	[3] 24.50 167.49	[3] 29.52 197.01	[3] 29.22 226.23	226.23
4	Allan Tucker		6.100 ( 6.145)	[6] 26.38 26.38	[5] 26.88 53.26	[4] 27.97 81.23	[4] 28.13 109.36	[4] 27.72 137.08	[4] 26.63 163.71	[4] 27.81 191.52	[4] 29.01 220.53	220.53
5	Eben Brand		5.959 ( 6.137)	[5] 26.75 26.75	[6] 25.77 52.52	[6] 26.51 79.03	[5] 24.87 103.90	[5] 26.87 130.77	[5] 28.76 159.53	[5] 28.07 187.60	[5] 27.03 214.63	214.63
6	Alex Johnson		6.125 ( 6.171)	[4] 27.09 27.09	[4] 26.64 53.73	[5] 25.51 79.24	[6] 22.74 101.98	[6] 26.92 128.90	[6] 27.21 156.11	[6] 27.96 184.07	[6] 27.67 211.74	211.74

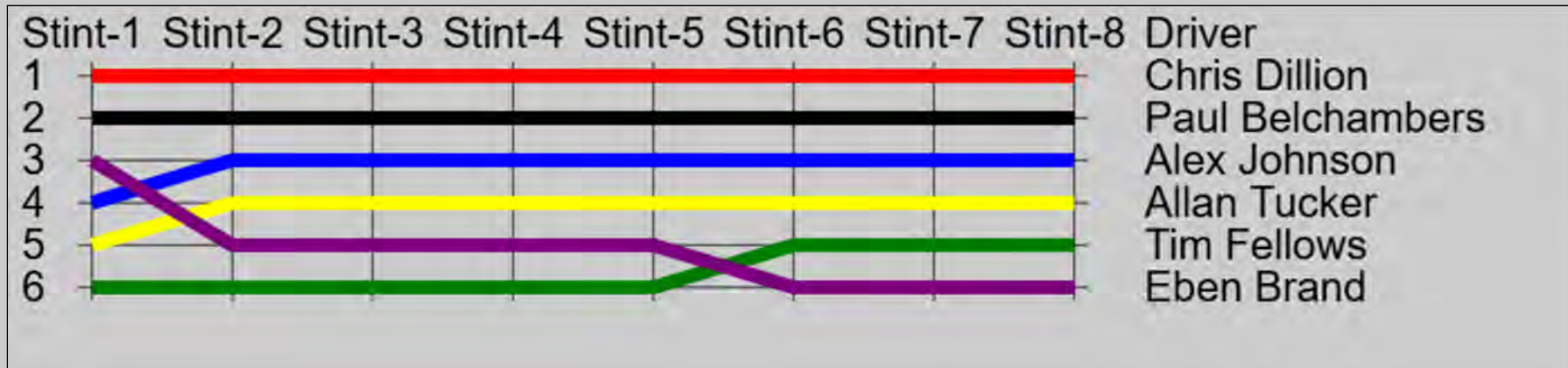


This statistics shows the development of the race.  
It shows the race position, the stint result, and the accumulated result of each logical stint.



Statistics: 7/06/2026 1:31:17 PM - 1/32nd Nationals 2026 - Race development / - Class 1 Sports/GT - Heat race (180 Sec)

Pos	Driver	Comment	Qualify result	Stint-1	Stint-2	Stint-3	Stint-4	Stint-5	Stint-6	Stint-7	Stint-8	Total Laps
1	Chris Dillion		<b>4.505 ( 4.543)</b>	<b>[1] 35.65</b> 35.65	<b>[1] 37.97</b> 73.62	<b>[1] 38.38</b> 112.00	<b>[1] 35.61</b> 147.61	<b>[1] 34.19</b> 181.80	<b>[1] 36.83</b> 218.63	<b>[1] 37.63</b> 256.26	<b>[1] 36.68</b> 292.94	<b>292.94</b>
2	Paul Belchambers		4.514 ( 4.624)	[2] 35.47 35.47	[2] 36.05 71.52	[2] 36.74 108.26	[2] 34.40 142.66	[2] 36.39 179.05	[2] 34.68 213.73	[2] 38.08 251.81	[2] 38.04 289.85	289.85
3	Alex Johnson		5.058 ( 5.073)	[4] 33.03 33.03	[3] 34.70 67.73	[3] 34.51 102.24	[3] 33.76 136.00	[3] 29.99 165.99	[3] 35.01 201.00	[3] 35.35 236.35	[3] 35.89 272.24	272.24
4	Allan Tucker		4.997 ( 5.008)	[5] 32.23 32.23	[4] 33.33 65.56	[4] 33.63 99.19	[4] 31.85 131.04	[4] 32.05 163.09	[4] 32.63 195.72	[4] 34.16 229.88	[4] 31.04 260.92	260.92
5	Tim Fellows		5.318 ( 5.568)	[6] 31.19 31.19	[6] 32.16 63.35	[6] 30.06 93.41	[6] 28.57 121.98	[6] 1.01 122.99	[5] 29.01 152.00	[5] 7.99 159.99	[5] 0.00 159.00	159.99
6	Eben Brand		5.253 ( 5.339)	[3] 33.88 33.88	[5] 30.69 64.57	[5] 31.77 96.34	[5] 33.31 129.65	[5] 4.34 133.99	[6] 0.00 133.00	[6] 0.00 133.00	[6] 0.00 133.00	133.99

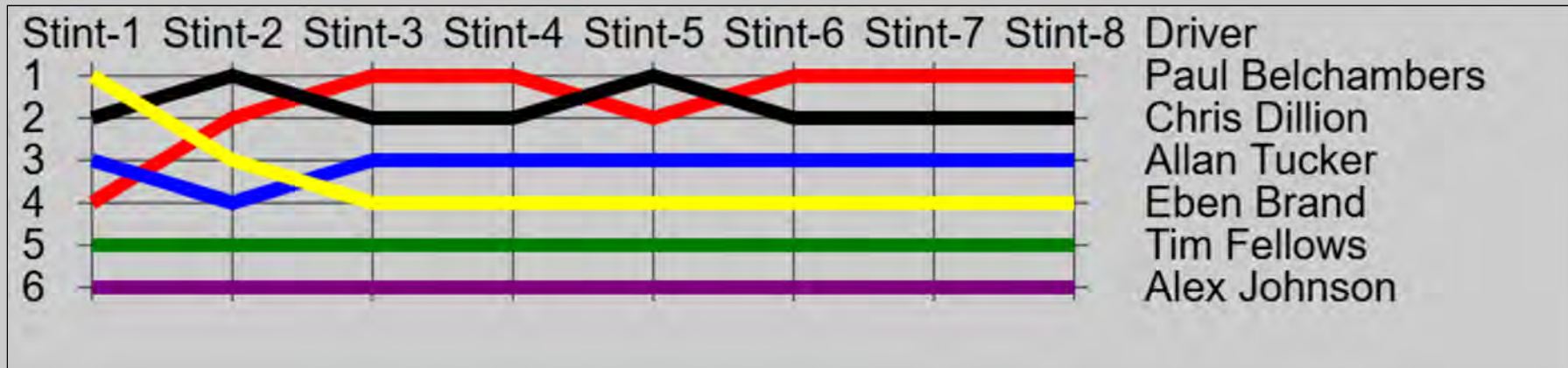


This statistics shows the development of the race.  
It shows the race position, the stint result, and the accumulated result of each logical stint.



Statistics: 7/06/2026 3:49:40 PM - 1/32nd Nationals 2026 - Race development / - Class 1 Grand Prix - Heat race (180 Sec)

Pos	Driver	Comment	Qualify result	Stint-1	Stint-2	Stint-3	Stint-4	Stint-5	Stint-6	Stint-7	Stint-8	Total Laps
1	Paul Belchambers		<b>5.723 ( 5.747)</b>	[4] 28.06 28.06	[2] 30.05 58.11	[1] <b>30.46</b> <b>88.57</b>	[1] <b>29.43</b> <b>118.00</b>	[2] 26.85 144.85	[1] <b>29.90</b> <b>174.75</b>	[1] <b>29.97</b> <b>204.72</b>	[1] <b>29.51</b> <b>234.23</b>	<b>234.23</b>
2	Chris Dillion		5.873 ( 5.875)	[2] 28.47 28.47	[1] <b>29.96</b> <b>58.43</b>	[2] 29.87 88.30	[2] 29.35 117.65	[1] <b>28.35</b> <b>146.00</b>	[2] 25.82 171.82	[2] 30.33 202.15	[2] 26.65 228.80	228.80
3	Allan Tucker		5.835 ( 5.869)	[3] 28.30 28.30	[4] 27.61 55.91	[3] 28.90 84.81	[3] 29.63 114.44	[3] 26.99 141.43	[3] 29.40 170.83	[3] 29.17 200.00	[3] 26.20 226.20	226.20
4	Eben Brand		5.863 ( 5.983)	[1] <b>28.58</b> <b>28.58</b>	[3] 28.07 56.65	[4] 27.40 84.05	[4] 27.14 111.19	[4] 25.28 136.47	[4] 27.57 164.04	[4] 27.16 191.20	[4] 27.77 218.97	218.97
5	Tim Fellows		6.296 ( 6.396)	[5] 25.78 25.78	[5] 26.00 51.78	[5] 27.37 79.15	[5] 27.87 107.02	[5] 27.06 134.08	[5] 25.21 159.29	[5] 27.14 186.43	[5] 27.02 213.45	213.45
6	Alex Johnson		6.924 ( 7.202)	[6] 24.95 24.95	[6] 24.79 49.74	[6] 24.87 74.61	[6] 24.39 99.00	[6] 23.54 122.54	[6] 24.72 147.26	[6] 23.60 170.86	[6] 23.83 194.69	194.69



This statistics shows the development of the race.  
It shows the race position, the stint result, and the accumulated result of each logical stint.