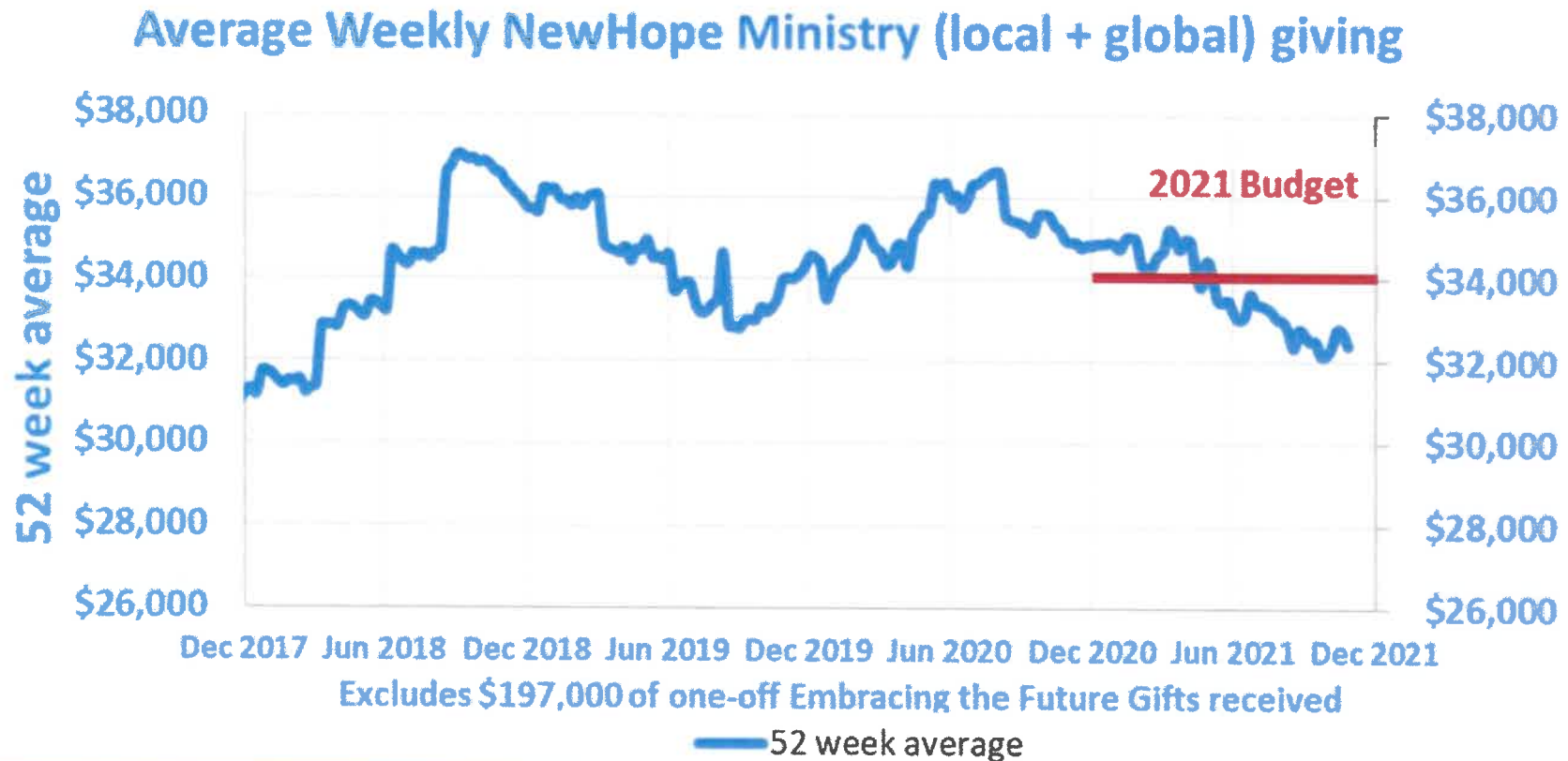


Current giving trends

Andrew Gale

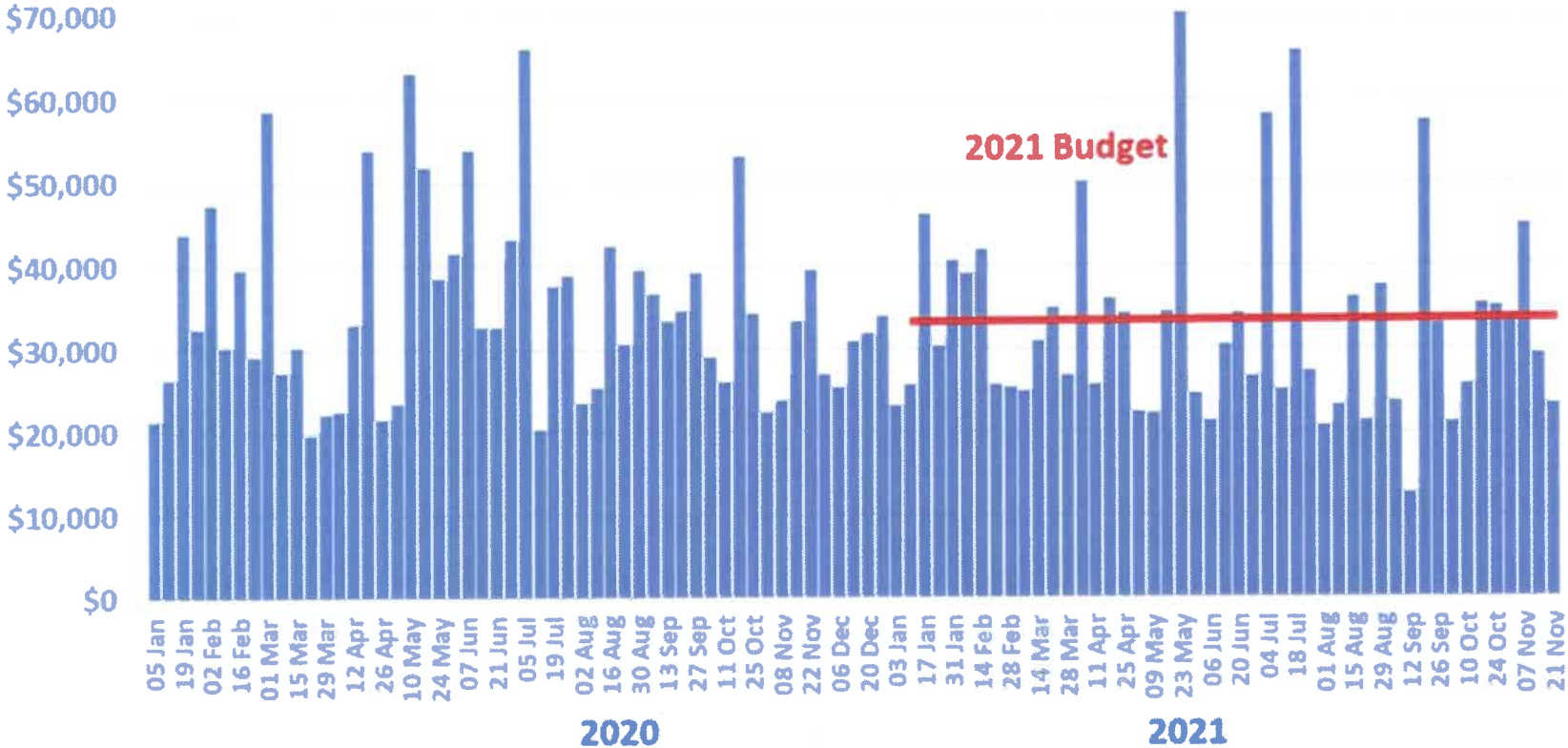


Local + global ministry giving up to 21 November is 4% below budget

2021 NewHope Ministry (local+global) offering

Andrew Gale

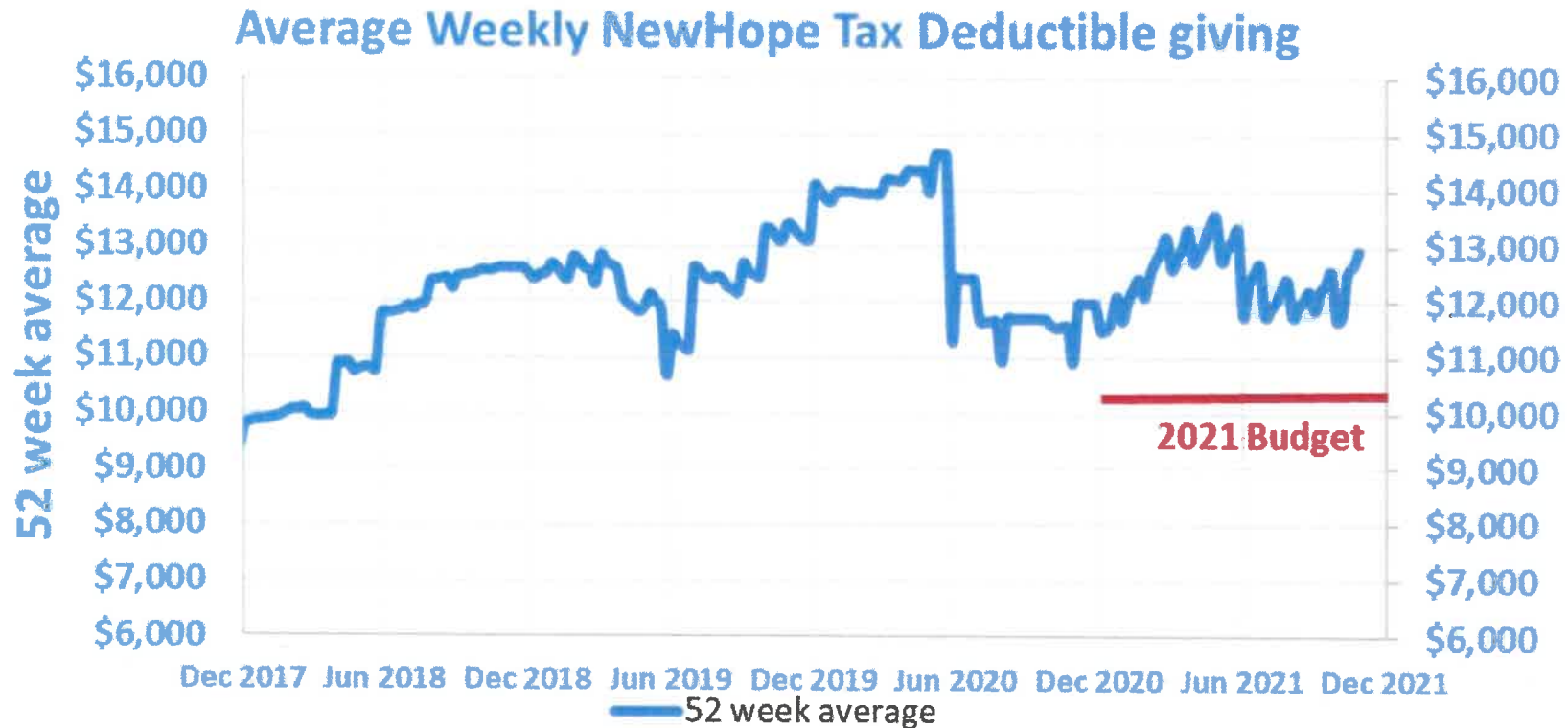
NewHope Local+Global (ministry) giving by week



Local + global ministry giving since the end of July is 12% below budget

Current giving trends

Andrew Gale



Tax deductible giving up to 21 November is 18% above budget.
We cannot use these funds for Local (ministry) purposes.

2021 Forecast

Andrew Gale

<u>Adjusted cashflow basis by entity</u>	2021 Budget			2021 Forecast			
	Income \$000's	Expenses \$000's	Surplus \$000's	Income \$000's	Expenses \$000's	Surplus \$000's	
NewHope Local (ministry)	2,489	2,527	-38	2,396	2,571	-175	Local & Global (ministry) offerings \$1,500 per week below budget and 8% below 2020 giving. Tax deductible (Community Care) offerings \$1,800 per week above budget. NewHope Medical impacted by slower GP expansion & utilization and higher costs in COVID environment.
NewHope Global (mission)	85	85	0	92	87	5	
Café	205	215	-10	143	201	-57	
Soccer Club	139	141	-2	140	108	31	
NewHope Custodian (Tax Deductible)	148	89	58	188	58	131	
NewHope Baptist Church	3,066	3,057	8	2,959	3,025	-65	
NewHope Community Care	570	570	0	696	495	200	
NewHope Medical	295	373	-78	222	419	-198	
NewHope Baptist Pre-school	455	455	0	468	461	7	
NewHope Services	6	6	0	0	0	0	
Total NewHope	4,392	4,461	-69	4,345	4,400	-56	

10. Presentation of Budget 2022

– *Andrew Gale*

We expect 2022 to be a transition year

- Recovery from closures and restrictions of 2020 and 2021
 - 2021 Local & Global offering is 8% below 2020 levels:
 - Our budget assumes a continuation at current giving levels
 - Local deficit budget would be eliminated if non-tax deductible offerings 4% higher
 - NewHope Medical on pathway to breakeven in 2023 (before rent to NewHope Community Care) with continuing increase in GP activity and consultations
-

2022 Budget

Andrew Gale

<u>Adjusted cashflow basis by entity</u>	2021		2022 Budget			Local (ministry) budget deficit would be eliminated if 11% of current tax deductible giving was redirected to Local or non-Tax Deductible offerings increase by 4% (Stewardship season) NewHope Medical moving towards break even in 2023 (excluding rent paid to NHCC of \$52,000pa)
	Forecast Surplus \$000's	Budget Surplus \$000's	Income \$000's	Expenses \$000's	Surplus \$000's	
NewHope Local (ministry)	-175	-38	2,548	2,619	-70	
NewHope Global (mission)	5	0	97	97	0	
Café	-57	-10	234	257	-24	
Soccer Club	31	-2	157	156	2	
NewHope Custodian (Tax Deductible)	131	58	91	97	-6	
NewHope Baptist Church	-65	8	3,127	3,226	-98	
NewHope Community Care	200	0	701	701	0	
NewHope Medical	-198	-78	292	418	-126	
NewHope Baptist Pre-school	7	0	493	488	5	
NewHope Services	0	0	6	6	0	
Total NewHope	-56	-69	4,619	4,839	-219	

Andrew Gale

2022 NewHope Local (Ministry) Budget details

2022 Budget - NewHope Local (ministry)

Income			Expenses		
	\$000's	%		\$000's	%
offering	1,754	68.8%	Staff costs	1,548	59.1%
ministries	160	6.3%	Loan repayments - capital	209	8.0%
rent	147	5.8%	-interest	108	4.1%
facility hire	86	3.4%	Ministries	268	10.2%
other	401	15.7%	Utilities	46	1.8%
Total	2,548	100.0%	Maintenance	49	1.9%
			Capital Purchases	36	1.4%
			Other	355	13.6%
			Total	2,619	100.0%