

Main features of this product

Xiaozhuangxiong wet towel heater is a necessary product for baby to be afraid of cold. The baby's delicate skin and nerves become particularly sensitive to the external temperature difference, and the cold stimulation may scare the baby and cause fear of wiping action. This product is heated at the top for about 30 minutes, and the wet wipes can reach a comfortable temperature, so that the baby's butt is no longer afraid of cold wet wipes, and the mother can feel more at ease.



Fast constant temperature heating at the top for 30 minutes and 40 minutes

The top heating and moisturizing design mainly aims at heating the wet wipes on the surface (about 5 sheets), so as to prevent the wet wipes below from drying too quickly due to long-term heating. (heated indoors at $20^{\circ}\text{C}\pm 5^{\circ}\text{C}$ for about 30 minutes, the temperature reaches about 40°C , and after 90 minutes, it reaches a constant temperature between 40°C and 55°C)



Separated dual-purpose design

It can be combined for home use, or the heating top cover can be used alone, with light and varied shapes.



Easy installation and easy extraction

With the automatic rebound design of the bandage, the wet wipes can automatically keep the heating and constant temperature state of the surface layer, which is convenient for installation and extraction.



8W power saving

Only 8W power-saving design is economical.

Product specification

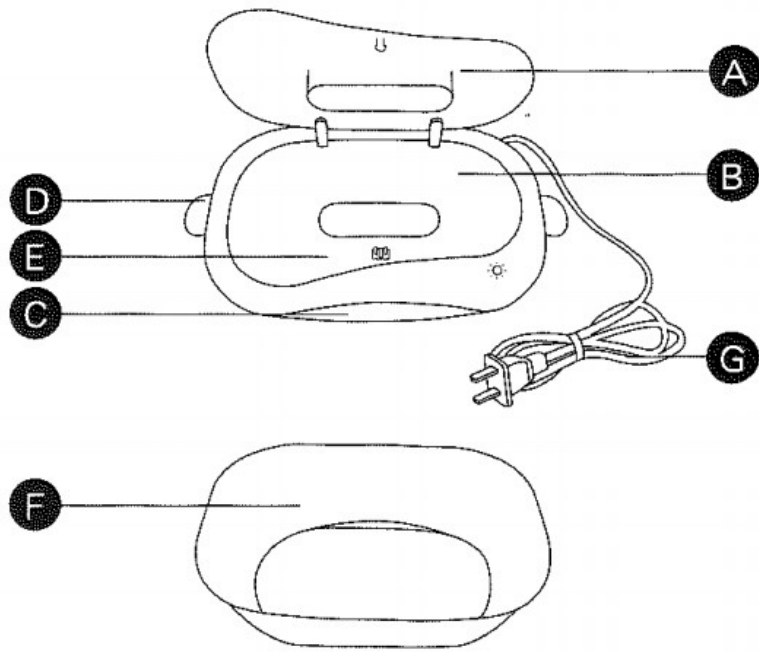
Product name	Baby wipes heater	Operative norm	GB4706.1
Model	KH-2106	Recommended use environment	Please use it indoors
Nominal voltage	220V/50Hz	Suggested room temperature	15°C-30°C
Rated power	8W	Suggested humidity	50%-80%
Package	1 set	Place of production	Zhejiang Yongkang

Package contents and descriptions of each part

Please check the quantity of contents before use. If there are any missing parts, please contact the buyer.

Number	Name	Texture of wood	Heat resistant temperature	Cold resistance temperature	Quantity
A	Turn-over cover	ABS	80°C	-20°C	one
B	Upper cover	ABS	80°C	-20°C	one
C	Heating cover	PP	100°C	-20°C	one
D	Shackle	PP	100°C	-20°C	2
E	Main body	ABS	80°C	-20°C	one
G	Power line	/	/	/	one
	The manual	/	/	/	one

* The pictures in this manual are for reference only. Please refer to the actual contents



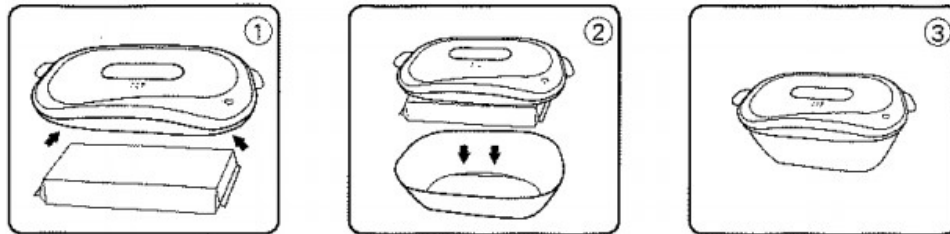
Mode of operation

Assemble and use

① When assembling and using, fix the wet wipes with elastic bandage of heating cover.
(Note: the silicone elastic belt is located under the heating cover)

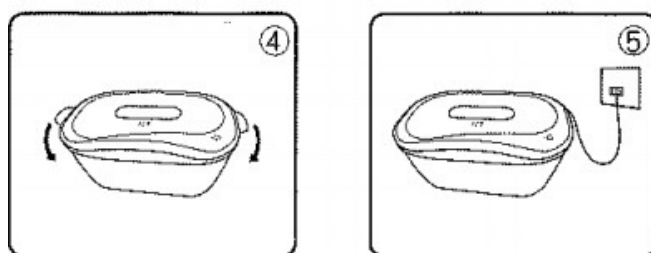
② Put it into the main body.

③ Align the heating cover with the main body.



④ Fasten the lock in the upper cover to the main body.

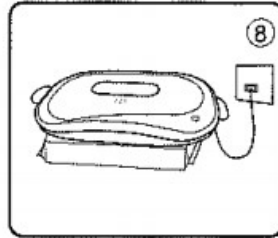
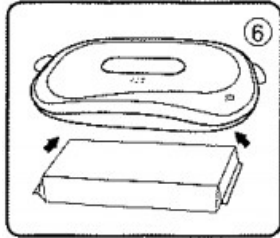
⑤ Plug in the power supply and the indicator light is on.



Exclusive Use

⑥ When the heating cover is used alone, fix the wet wipes with the silicone elastic belt under the upper cover and lay them flat.

⑦ Plug in the power supply and the indicator light is on. (Note: When using, please gently press the protruding button on the upper cover to open the flip cover, and then the wet wipes can be extracted.)



Matters needing attention in use

- Do not place it near the fire source.
- Please keep it out of reach of children.

- Do not immerse the heating cover in water for cleaning, and unplug the power when not in use.
- Do not drag the wires from the countertop to a place where children can reach them.
- From the hygienic point of view, the wet towel heater should be used exclusively for other purposes.

- Always keep the power plug and socket dry. Never plug or unplug the power plug with wet hands to prevent electric shock.
- If the power cord is damaged, in order to avoid danger, it must be replaced by professionals from the manufacturer, its maintenance department or similar department.

- As general wet wipes contain natural plant fibers, they may turn yellow after heating, which is a normal phenomenon and will not affect the quality.
- In order to prevent the wet tissue from drying and discoloring, the unpacked scarves should be used up as soon as possible (within about one week).
- The heated wet wipes will cool down quickly after contacting with the outside air temperature, so please use them as soon as possible after taking them out of the heater.
- If you can get supervision or guidance on the safe use of appliances and understand the risks involved, this product can be used by people with unsound limbs, sensory or mental obstacles or lack of relevant experience and knowledge. Before connecting the product to the power supply, be sure to check whether the marked voltage of the product matches the supply voltage.
- Do not let the power cord and plug touch the high temperature surface and sharp corners. If the plug, power cord or product itself is damaged, do not use this product.

- Do not let children play in PE bags for product packaging, so as to avoid the harm of suffocation.

- This product is for indoor use only.

Cleaning precautions

- Unplug the power cord before cleaning, and scrub after cooling.
- Wipe the inside and outside of the product with a clean wet towel, and never use corrosive liquid for cleaning.
- The main body can be washed with clear water. Do not sterilize it by high temperature cooking to avoid deformation.
- Warning: Do not wash the heating cover by immersing it in water, so as to avoid the failure of the electrical appliance when it enters the water, which will affect the safe use.
-
- When the product is not used for a long time, please clean it, put it in a packing box and store it in a ventilated and dry place.

kindly reminder

- When the wet towel heater is not used within 24 hours, it is recommended not to turn on the power supply. Long-term power-on may cause the wet towel to dry.
- It is recommended to use replacement baby wipes, please do not use ordinary toilet paper or facial tissue.