


CREATING A NEW FUNDRAISING PROJECT

For Athletes

1. From the Australian Sports Foundation website select **Login** and enter your portal username and password.



2. Once on the portal homepage select **Launch a Fundraising Campaign**.



3. A dialogue box will appear, enter the basic details of your project. Click **Next**.

CREATE NEW PROJECT

● ——— ● ——— ● ———

*** NAME OF NEW PROJECT**

*** FUNDRAISING TARGET FOR THIS PROJECT**

*** LAUNCH OF PROJECT**

HOW MANY PEOPLE WILL BE IMPACTED


*** SPORT TYPE FOR THIS PROJECT**

Next

- Be sure not to use any special characters.

- People impacted will be 1 (the athlete).

4. You will be asked to select your project type. Select **Standard**.




The screenshot shows a 'CREATE NEW PROJECT' form with a progress indicator at the top. Below the indicator are two options:

- Standard**: The most common fundraising – where a club or organisation fundraises for its sporting needs.
- Community**: Sports crowdfunding – where members, players, friends and family all join in to fundraise together.

At the bottom of the form are 'Back' and 'Next' buttons, and a 'Close' button in the bottom right corner.

5. Select your preferred page style before clicking **create project**. We recommend Semi Pro, the options appear as seen below;

Beginner – This page style only requires a profile image and thumbnail.



The screenshot shows a project page for 'Zoey Daggmarr Grasscourt Nationals 2019'. It features a circular profile image of a young woman, a yellow 'DONATE' button, and a 'DONOR INFO' link. Below the image is a section titled 'ABOUT THE PROJECT' with a short paragraph of text and a note: 'Please make a tax deductible donation today and support her journey!'.

SemiPro – This page requires a profile image, thumbnail and gallery images.

[← BACK TO ALL ATHLETES](#)



← → ● ● ● ●

DYLAN SORENSEN


Help send Dylan Sorensen bobsledding for Australia


CONNECT WITH US

[f](#) [@](#)

[DONATE](#) [DONOR INFO →](#)

Superstar – This page style has a profile image, gallery images and a header image.





Camron Shields

CONNECT WITH US

[f](#) [@](#) [in](#)

[DONATE](#) [DONOR INFO →](#)

ABOUT THE PROJECT

Townsville's Cameron Shields – only 17 years of age – has shaken the Australian motor racing scene since his car racing debut in 2015. Cameron's racing career began when he was only four years old competing on the national stage in motocross. When he was nine years old he progressed into go karting where he achieved 43 race wins and 73 podium finishes in a five year period.


In closing months of 2015, Cameron, at the age of 14, made the leap to Formula Ford competing in the last few rounds for that year and produced outstanding performances. He took time in a car was at the first national round, where he qualified 17th out of 25 after mechanical difficulties, then managed to finish 4th overall after having to pass the majority of the field starting from the rear.

Cameron was offered to race in the Australian Formula 3 National Championship with Frank's racing team, Ginoux Racing in 2016, which was Cameron's first full season of national competition. Becoming the youngest person in Australia to drive a Formula 3 at age 14 and then going on to become the youngest person to win a Formula 3 National Series event 15, the 2016 season was one that would cement his name in Australian motor racing history.


Since Cameron's debut in open wheel racing cars he has competed in 3 disciplines – Formula 3, Formula 4 and Formula Ford, of which he has finished in the top three of every national championship that he has completed. A total of four championships with 140 race entries, earning 47 race wins, 102 podium finishes, 34 pole positions and 41 fastest laps, of which Cameron holds the outright record at Morgan Park Raceway and The Bend Motorsport Park.

While Cameron has had the support of Northern's Townsville local sponsors, they are not in a position to offer the same support on his journey to Australia where he endeavours to race in the 2018 **Red Bull** **Casper Tires USF2000 Championship Powered by Mazda**. You can be a part of this exciting journey with Cameron on the next step in his career on the Road to Indy.

Gallery [Our Other Projects](#)



- Select **Edit** in the top right-hand corner to add project details and your fundraising story to your project. See below for more information on each field.



Project project

[Edit](#) [Request eligibility for PAF distributions](#)

Organisation	Project Number	Record Type	Page Style on Website	Approval Status
Canberra Rowing Club Inc. test	046520	Standard	SemiPro	Unapproved

▼ [Edit and Submit](#) [Project URL](#)

Please provide these images in order to submit your project (Project logo; Thumbnail; Gallery images (at least 1)) and edit the project to complete required fields

Submit Project

[Project URL](#)

<https://asf.org.au/projects/canberra-rowing-club/project>

ORGANISATION
Canberra Rowing Club Inc. test

PROJECT NUMBER
6542

*Project Name
Clubhouse Repairs2

PROJECT TYPE
Standard

APPROVAL STATUS
Approved

* Projected Start Date
1/07/2019

* Estimated Target Achieved Date
28/10/2019

*** PROJECT TYPE TAGS**

AVAILABLE	CHOSEN
Athlete Scholarshi...	Coaching and Sup...
Community Progr...	Facility Developm...
Disaster Relief	
Equipment Purch...	

* Sports Type
Rowing

CAUSE AREA TAG

AVAILABLE	CHOSEN
Disability	
Disadvantaged	
Indigenous	
LGBTQI	

Sports type other

DONATION BALANCE
-\$7,355.80

* Program Junction
PID-00008

Fundraising Objectives

Fundraising Goal
Make \$100,000

* Fundraising Target
\$100,000.00

* Outline Your Fundraising Plans
Cake stalls

Project Settings

* Page Style on Website
Beginner

Membership

YouTube Id

Display Thermometer

Private

This will be the name that is displayed on your project webpage and URL link. Please ensure there are no symbols in the name.

Starting date of the fundraising campaign.

The date you hope to have achieved your donation target.

Select the areas that your fundraising will support, you can select as many as you like.

Select only if applicable to your project.

This reflects the aim of your campaign.

How will you achieve the goal? You can note ways in which you are promoting your fundraising campaign here.

Consider the following:

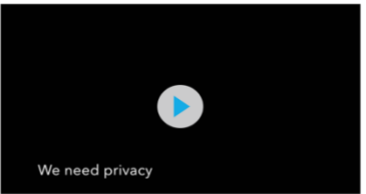
- How will you approach your fundraising?
- Who will you aim your fundraising at?
- What communication method will you use?
- What events will you host?

To imbed a video on your campaign you can include your YouTube ID. This is the section highlighted on the below URL and appears on the page as seen below. **Make sure your video is set to public.**

https://www.youtube.com/watch?time_continue=3&v=0mqMqbclZU&feature=emb_title

Making your project private means that it will not be searchable on our website and only be viewable by using the URLs.

You can choose to display how your campaign is tracking against your target by ticking the display thermometer box.



BACK TO ALL ATHLETES

Ada Lacey

FUNDRAISING GOAL	RAISED	DONATIONS
\$4,500	\$1,003	5

DONATE DONOR INFO

Project Content

* Short Description

This description will appear on the first page when donors are searching for your campaign. Here's an example;

"Support Arnold on his journey to manage his Autism and become a Golf Professional"

Tip: ensure you use no more than 225 characters.

LONG DESCRIPTION



campaign - why you need the money and what difference it will make to you as an athlete. Your story should include;

NEED - What amount do you need? Tell people exactly what your fundraising is about.

CAUSE - Why you need the funds. Be informative but don't get bogged down in too much detail.

IMPACT - How will it make a difference? Excite people with what you will be able to do with their generous donation.

ASK - Make sure you set out exactly how much you need, when people should donate and how they can donate. This is incredibly important as people won't donate if you don't ask them to!

Optional Project Customisations


Donation Option 1

Custom thank you message

After making a donation, your supporters will see this message across their screen. If you enter nothing, the default will be "A BIG THANK YOU FROM (the campaign name) for your donation of (amount)."

Don't forget to mention that donations over \$2 to your project page are TAX DEDUCTIBLE!

SHORT DESCRIPTION appears on the website as




[DONATE NOW](#)

Arnolds Inclusive Golf Journey: Support Arnold on his journey to manage his Autism and become a Golf Professional

[VIEW THIS PROJECT](#) →

LONG DESCRIPTION appears on the website as



Sidney Stephens

FUNDRAISING GOAL	RAISED	DONATIONS
\$15,000	\$0	0

CONNECT WITH US

[f](#) [@](#)

[DONATE](#) [DONOR INFO](#) →

ABOUT THE PROJECT

Coming off a successful two-year tenure on the Australian Junior Women's Artistic Gymnastics Team having represented my country at various international training camps and events including Pac Rim and Gymnix International, I now face the next chapter in my gymnastics journey.

2020 will see me compete as a Senior International gymnast with my sights firmly fixed on **qualifying for the Australian Senior Women's Artistic Gymnastics Team**. In order to achieve this, I will need to attend numerous self-funded interstate training camps and qualifying events requiring a **travel budget of \$15,000**. My first camp in Canberra is January 2020 by which point I hope to have raised \$3,000.

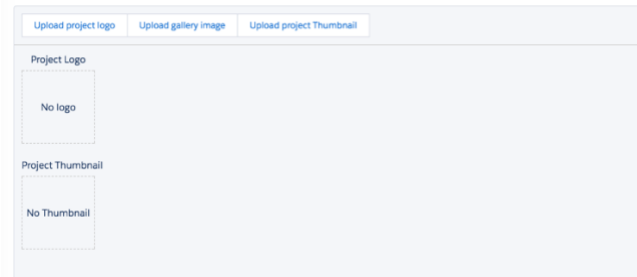
Successful selection to the Senior Team will place me on track to achieve my goals of representing Australia at benchmark International competitions on the road to World Championships, Birmingham 2022 CW Games and Paris 2024 Olympics.

Can you help me?

Please make a tax deductible donation today, only with **YOUR** support will it be possible to turn these goals into reality.

IMAGES:

Once you have created your project, scroll to the bottom of the page to upload your profile image (logo), thumbnail, gallery images and banner (if applicable).



1. Select the image file


No file chosen

2. Crop the image

Use the panel on the right to crop the image to the correct dimensions. You can zoom in using the image guide dot and if your image will not fit into the white square, you will need to resize before uploading as the image file is too large

3. Save the cropped image

Click Done to go back to previous page



1. Click choose file.
2. Use the circle at the bottom of the box to resize your image. Please resize so your whole logo fits within the white box as this is what will be displayed.
3. Click save image and make sure you wait until the file says "Image Saved".
4. Click Done. This will upload your image.
5. For multiple gallery images repeat this process for each.

NOTE- The follow are the ideal sizes for images to be uploaded to your project.

Project Logo 400 x 400 pixels

Thumbnail and Gallery 900 x 600 pixels

Banner/ Header Image 1920 x 550 pixels

You may need to resize your image before it will fit in the white box of the cropping function.

Where do these images appear?

Your Profile Image

[DONATE NOW](#)

Oscars Ice Crocs Fund Canada 2020: In February 2020 I will be heading to Canada for the month to participate in an intensive training program and competing in The Quebec International Pee-Wee Ice Hockey Tournament. This is the most prestigious minor...

[VIEW THIS PROJECT](#) →

[←](#) BACK TO ALL ATHLETES

Gallery Images

Profile
image

Sidney Stephens

FUNDRAISING GOAL	RAISED	DONATIONS
\$15,000	\$0	0

CONNECT WITH US



[DONATE](#)

[DONOR INFO](#) →



OPTIONAL PROJECT CUSTOMISATIONS:

DONATION OPTIONS: Enter three donation amounts that you would like to display to prompt your supporters. Donors will also have the option to choose their own amount. If you enter nothing the default will be \$25, \$50, \$100.

How much would you like to give?

\$50 \$100 \$500

\$ OR ENTER ANOTHER AMOUNT

Project URL:

PROJECT AND DONATION PAGE URL: You will find links to both your project and donation page in the top right-hand corner of the project record. We suggest that you include these when promoting your project as we have many fundraising partners and it can often be difficult to locate a project on the website by search alone.

6. Once all information is added you will be able to **Submit project**.

▼ Edit and Submit

This project is ready to be submitted.

Submit
Project

Project URL

Project URL

<https://asf.org.au/projects/canberra-rowing-club/project>

7. **Confirm** your submission.
8. Once submitted your approval status will change to **Pending Approval** as we assess it. However, you can continue to make changes by clicking **edit** again.

Approval Status
Pending Approval

9. We'll get in touch with you ASAP to let you know your project is live on the website!

Keep in mind this is your fundraising page so you can edit, update and change it even after it has been approved.