

**ICBCI243TF/S****FEATURES**

---

Rigorously tested for decades of use

---

Exceptional support from our Customer Care team

---

Incredible cooking control, with lightning fast high heat and very low lows

---

Cooktop stays relatively cool for added safety and easy cleanup

---

Cookware sensing guards against hot burners being left on

---

Efficiently transfers heat, because energy is supplied directly to the cookware

---

Three elements and bridging option to accommodate different pan sizes

---

Can be installed flush with countertop for smooth, continuous surface

**COOKTOP SPECIFICATIONS**

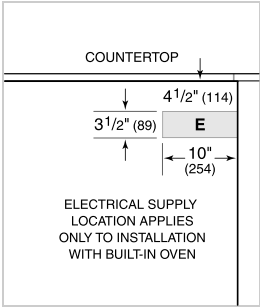
- 1 - 2100 W Element
- 1 - 2100 W Element with 3700 W Boost
- 1 - 2600 W Element with 3700 W Boost



PRODUCT SPECIFICATIONS

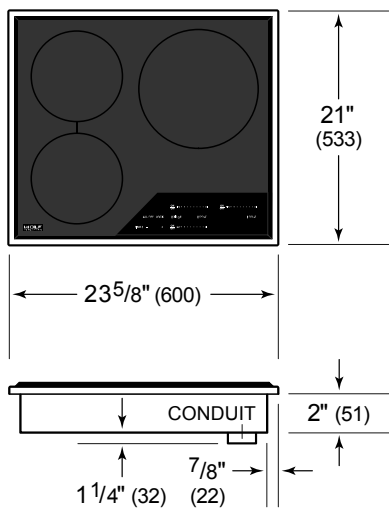
Model	ICBCI243TF/S
Dimensions	600mmW x 51mmH x 533mmD
Weight	19 kg
Electrical Supply	220-240 VAC; 50/60 Hz
Electrical Service	6.8 kW

ELECTRICAL

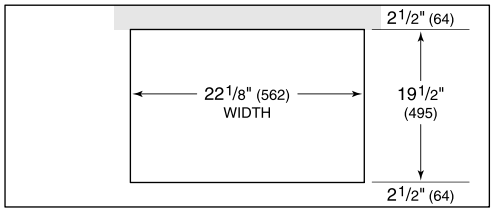


**NOTE:** Dimensions in parenthesis are in millimeters unless otherwise specified

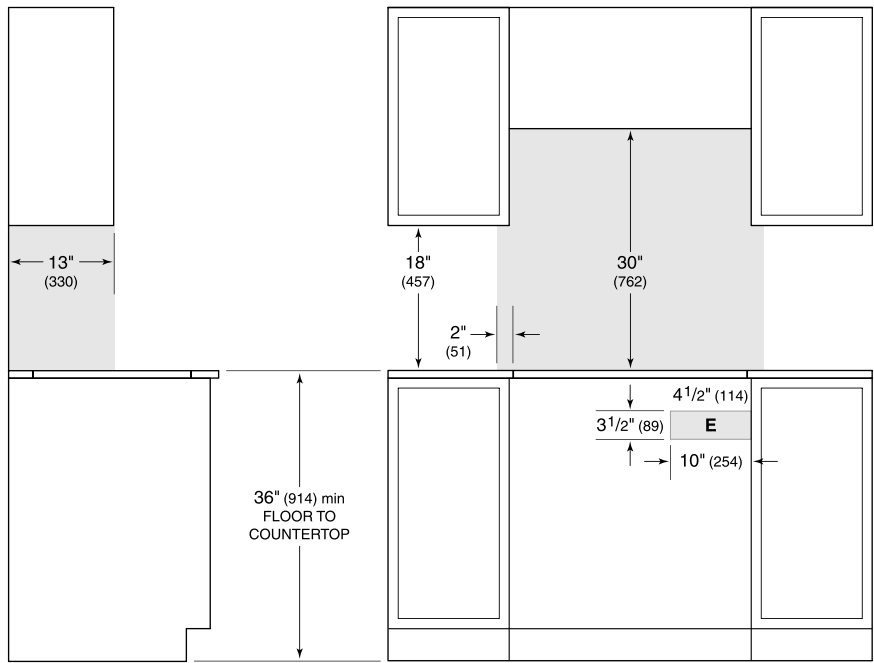
DIMENSIONS



STANDARD INSTALLATION



COUNTERTOP CUT-OUT



SIDE VIEW

FRONT VIEW

**NOTE:** Shaded area above countertop indicates minimum clearance to combustible surfaces, combustible materials cannot be located within this area.  
Electrical supply location only applies to installations with built-in oven.