

**VISN 22 Consolidated Pathology & Laboratory Medicine Service**  
VA Greater Los Angeles Healthcare System

**COVID 19 ORDERING QUICK GUIDE**





**SPECIMEN ORDERING:**

COVID-19 Test Name	Testing Performed At	Swab to be Used
COVID-19 Panel [LB] (SCREENING)	VA Long Beach	NARES & VTM <b>OR</b> NP Swab & VTM
COVID-19 EMP	VA Long Beach	NARES & VTM <b>OR</b> NP Swab & VTM
COVID-19 SURVEILLANCE (Roche)	VA Long Beach	NARES & VTM <b>OR</b> NP Swab & VTM
COVID-19 PRE-PROCEDURE	On-Site Lab	NARES & VTM <b>OR</b> NP Swab & VTM
COVID-19 (CEPHEID)	On-Site Lab	NARES & VTM <b>OR</b> NP Swab & VTM

- Rapid COVID-19 testing will only be orderable for Admissions, Pre-Procedure and Authorized Providers
- Please contact Infectious Disease with questions regarding ordering and testing.

**SPECIMEN COLLECTION KITS:**

✦ Prior to collecting, check kit for Expiration Date. Do Not use Expired collection kits.

Collection Kits	Collection Instructions
<p><b>NARES Swab &amp; Transport Media</b></p>  <p align="center"><b>OR</b></p> 	<p>Insert nasal swab 1 to 1.5 cm into a nostril. Rotate swab against inside of nostril for 3 seconds while applying pressure with finger to outside of nostril. Repeat on other nostril with same swab, using external pressure on the outside of the other nostril. Do not touch swab tip to anything other than inside of the nostril. Place swab into tube containing viral transport medium. Break swab at indicated break line and cap tube tightly.</p>
<p><b>Nasopharyngeal (NP) Swab &amp; Transport Media</b></p>  <p align="center"><b>OR</b></p> 	<p>Insert swab into either nostril, passing it into posterior nasopharynx. Rotate swab by firmly brushing against nasopharynx several times. Remove and place swab into tube containing viral transport medium. Break swab at indicated break line and cap tube tightly.</p>